



UNIVERSITI PUTRA MALAYSIA

***FARMERS' LEVEL OF KNOWLEDGE AND PERCEPTION
TOWARDS EMPOWERMENT PROGRAM
IN JAMBI, INDONESIA***

NOVYANDRA ILHAM BAHTERA

IB 2016 2



**FARMERS' LEVEL OF KNOWLEDGE AND PERCEPTION
TOWARDS EMPOWERMENT PROGRAM
IN JAMBI, INDONESIA**

By

NOVYANDRA ILHAM BAHTERA

**Thesis Submitted to the School of Graduate Studies, Universiti Putra Malaysia, in
Fulfillment of the Requirement for the Degree of Master of Science**

July 2016

COPYRIGHT

All material contained within the thesis, including without limitation text, logos, icons, photographs and all other artwork, is copyright material of Universiti Putra Malaysia unless otherwise stated. Use may be made of any material contained within the thesis for non-commercial purposes from the copyright holder. Commercial use of material may only be made with the express, prior, written permission of Universiti Putra Malaysia.

Copyright © Universiti Putra Malaysia



Abstract of thesis presented to the Senate of Universiti Putra Malaysia in fulfillment of the requirement for the Degree of Master of Science

**FARMERS' LEVEL OF KNOWLEDGE AND PERCEPTION
TOWARDS EMPOWERMENT PROGRAM
IN JAMBI, INDONESIA**

By

NOVYANDRA ILHAM BAHTERA

July 2016

Chairman : Fatimah Mohamed Arshad, PhD
Institute : Agricultural and Food Policy Studies

Among the oil palm supply chain participants, the smallholders are relatively at a disadvantage because of their small farms, low production and other structural problems. An empowerment program is one of the effective measures to improve their economic status. An understanding of perception on empowerment program will help the policy makers to design an effective empowerment program. The study has three objectives which are: to examine the socio-economic profile of oil palm smallholders and their perception and awareness to embrace empowerment program provided by one of the local NGOs named Yayasan Setara Jambi; to examine the association between socio-economic profile of the farmers and their perception towards empowerment program; and to identify the determinants of the oil palm farmers' participation in training for the empowerment program.

Structured questionnaire and face-to-face interview data collection method were employed to obtain the primary data from 194 oil palm smallholders in Tanjung Jabung Barat, Jambi Province, Indonesia. Descriptive analysis is used to profile the respondents and describe their skills and awareness to adopt the empowerment program. Logistic-regression is used to gain information on the determinant of smallholders' readiness to participate in the empowerment program.

The study shows that the majority of smallholders (61.3 %) are about under 45 years old, obtained low level of education, earn income less than Rp 4,300,000 per month, mostly are beginners in oil palm farming and average farm size is 2.75 ha. Majority of the respondents perceive knowledge on Good Agriculture Practices (GAP) as desirable and NGO's performance as beneficial. However, they give low ratings to the proposition of farmers' group activities. The level of economic empowerment is still very low.

Furthermore, the results of study show that among the socio-economic variables, only monthly income and farming size are significantly related to perception of theirs

towards empowerment program. In order to ensure an effective empowerment program, the farmers must achieve a higher level of productivity to enhance income.

Logistic regression analysis indicates that knowledge and activities variables have significant effect on the probability of farmers' participation on the training related with the empowerment program. Income is the major determinant of farmers in involving the training on empowerment program. These results are useful inputs to the government as well as institutions that are responsible in providing empowerment program to the smallholders.

ANOVA statistics show that income and farm size variables are positively related with the empowerment program. This indicates that the more monthly income the farmers have and the bigger size of the farm belonging to the farmers, the more they are empowered. It also suggests that the policy maker should focus on improvement of the economic condition of the farmers to enhance their income. Furthermore, the positive relationship between farm size and perception of farmers towards empowerment program suggests the need to institute farmers' organization such as cooperatives so that small and fragmented farms can be coordinated to achieve a reasonable farm size, hence economies of scale and hence better bargaining power.

Abstrak tesis yang dikemukakan kepada Senat Universiti Putra Malaysia sebagai memenuhi keperluan untuk ijazah Master Sains

TINGKAT PENGETAHUAN DAN PERSEPSI PETANI TERHADAP PROGRAM PEMBERDAYAAN DI JAMBI, INDONESIA

Oleh

NOVYANDRA ILHAM BAHTERA

Julai 2016

Pengerusi : Fatimah Mohamed Arshad, PhD
Institut : Kajian Dasar Pertanian dan Makanan

Diantara peserta rantaian bekalan kelapa sawit, petani secara relatif adalah terpinggir kerana saiz ladang yang kecil, pengeluaran yang rendah dan masalah struktur lain. Program pemberdayaan merupakan salah satu strategi yang efektif untuk meningkatkan status ekonomi mereka. Suatu pemahaman terhadap persepsi ke atas program pemberdayaan akan membantu penggubal polisi untuk melaksanakan program pemberdayaan yang efektif. Kajian ini memiliki tiga objektif iaitu: untuk meneliti profil sosio-ekonomi petani kelapa sawit serta persepsi dan kesedaran mereka untuk menyertai program pemberdayaan yang disediakan oleh salah satu NGO tempatan yang bernama Yayasan Setara Jambi; untuk menguji hubungan antara profil sosio-ekonomi petani dengan persepsi mereka terhadap program pemberdayaan; dan untuk mengenal pasti penentu daripada penyertaan petani kelapa sawit didalam pelatihan berkaitan dengan program pemberdayaan.

Soalselidik berstruktur dan pengumpulan data melalui temuduga bersemuka digunakan untuk mendapatkan data primer daripada 194 orang petani kelapa sawit di Tanjung Jabung Barat, Provinsi Jambi, Indonesia. Analisis deksriptif digunakan untuk memperlihatkan profil responden serta menjelaskan kebolehan dan kesedaran mereka untuk mengikuti program pemberdayaan. Regresi logistik digunakan untuk mengenalpasti penentu daripada kesediaan petani untuk menyertai program pemberdayaan.

Kajian Kajian menunjukkan bahawa sebahagian besar (61.3%) petani berumur 45 tahun ke bawah, memiliki tingkat pendidikan yang rendah, berpendapatan kurang daripada Rp 4,300,000 setiap bulan, baharu menceburi peladangan kelapa sawit dan purata saiz ladang ialah 2.75 ha. Majoriti daripada responden bersetuju dengan amalan pertanian yang baik dan berhasrat untuk turut serta program pemberdayaan NGO. Bagaimanapun, mereka memberikan nilai yang rendah kepada kegiatan gabungan kelompok. Tingkat pemberdayaan ekonomi pun juga rendah.

Kajian mendapati pendapatan bulanan dan saiz ladang menunjukkan perkaitan yang signifikan dengan persepsi terhadap program pemberdayaan. Untuk memastikan program pemberdayaan yang efektif, produktiviti petani perlu ditingkatkan untuk mendapatkan pendapatan yang lebih tinggi.

Analisis regresi logistik menunjukkan bahawa variabel pengetahuan dan aktiviti memberi impak signifikan ke atas kebarangkalian penyertaan petani dalam pelatihan yang berkaitan dengan program pemberdayaan. Pendapatan telah dikenalpasti sebagai penentu ke atas penglibatan petani dalam pelatihan mengenai program pemberdayaan. Dapatan ini adalah input penting kepada kerajaan dan juga institusi yang bertanggung jawab didalam menyediakan program pemberdayaan kepada petani.

Statistik ANOVA menunjukkan pendapatan dan saiz ladang mempunyai hubungan positif dengan program pemberdayaan. Ini bermakna semakin tinggi pendapatan bulanan yang petani peroleh, semakin besar saiz ladang yang dipunyai oleh petani, semakin tinggi juga mereka diberdayakan. Ini juga menunjukkan penggubal polisi sepatutnya memberi tumpuan kepada strategi untuk meningkatkan pendapatan. Hubungan positif yang signifikan antara saiz ladang dan persepsi petani terhadap program pemberdayaan mencadangkan supaya organisasi petani dilaksanakan terutama koperasi untuk membolehkan petani mengkordinasikan ladang yang kecil dan yang dapat disatukan untuk mendapat faedah skala ekonomi disamping meningkatkan kuasa tawaran mereka.

ACKNOWLEDGEMENTS

First, and foremost, I would like to thank to Allah SWT for giving me the strength to successfully complete this Master thesis. I would also like to take this opportunity to express my deepest gratitude to the research supervisor, Professor Datin Paduka. Dr. Fatimah Mohamed Arshad who has provided me with lots of valuable advices, guidance and motivational words in the preparation and completion this research project. Without your constant nurturing and assistance, I could not have made it. May Allah will bless you with abundance of mercy for undertaking your responsibilities successfully. Furthermore, I would also like to thank to the respectful co-Supervisors, Associate Professor. Dr. Shaufique Fahmi Sidique, Dr. Marcel Djama and Associate Professor. Dr. Asnarulkhadi Abu Samah for your suggestions, fruitful ideas and guidance throughout the process of developing the thesis.

On a more personal note, I would like to take this opportunity to send my gratitude for my beloved parents, Mr. Bachtaruddin and Mrs. Nurmadiyah for their endless financial and moral supports throughout the process of the completion of the research and study. In addition, thank is given to all of family members Rhory Marandino, Niko Alam Parbo and my twin brother, Novyandri Taufik Bahtera who have also contributed to this journey.

My sincere appreciation goes to the officers of the Yayasan Setara Jambi for their cooperation and insights on the need to empower the smallholders with knowledge on sustainable practices for the betterment of their income and welfare. My heartfelt gratitude goes to the smallholders for their willingness to share their plight and problems with the researchers' team as well as providing input on the need for empowerment program in their daily farming life. This thesis is dedicated to them.

I certify that a Thesis Examination Committee has met on 22 July 2016 to conduct the final examination of Novyandra Ilham Bahtera on his thesis entitled "Farmers' Level of Knowledge and Perception Towards Empowerment Program in Jambi, Indonesia" in accordance with the Universities and University Colleges Act 1971 and the Constitution of the Universiti Putra Malaysia [P.U.(A) 106] 15 March 1998. The Committee recommends that the student be awarded the Master of Science.

Members of the Thesis Examination Committee were as follows:

Ismail bin Abd Latif, PhD

Senior Lecturer
Faculty of Agriculture
Universiti Putra Malaysia
(Chairman)

Norsida binti Man, PhD

Associate Professor
Faculty of Agriculture
Universiti Putra Malaysia
(Internal Examiner)

Ma'rof bin Redzuan, PhD

Associate Professor
Faculty of Human Ecology
Universiti Putra Malaysia
(Internal Examiner)

Chamhuri Siwar, PhD

Professor
National University of Malaysia
Malaysia
(External Examiner)



NOR AINI AB. SHUKOR, PhD

Professor and Deputy Dean
School of Graduate Studies
Universiti Putra Malaysia

Date: 3 November 2016

This thesis was submitted to the Senate of Universiti Putra Malaysia and has been accepted as fulfillment of the requirement for the degree of Master of Science. The members of the Supervisory Committee were as follows:

Fatimah Mohamed Arshad, PhD

Professor
Institute of Agricultural and Food Policy Studies
Universiti Putra Malaysia
(Chairman)

Shaufique Fahmi Siddique, PhD

Associate Professor
Institute of Agricultural and Food Policy Studies
Universiti Putra Malaysia
(Member)

Marcel Djama, PhD

Senior Research Fellow
Institute of Agricultural and Food Policy Studies
Universiti Putra Malaysia
(Member)

Asnarulkhadi Abu Samah, PhD

Associate Professor
Institute for Social Science Studies
Universiti Putra Malaysia
(Member)

BUJANG KIM HUAT, PhD

Professor and Dean
School of Graduate Studies
Universiti Putra Malaysia

Date:

Declaration by graduate student

I hereby confirm that:

- this thesis is my original work;
- quotations, illustrations and citations have been duly referenced;
- the thesis has not been submitted previously or concurrently for any other degree at any other institutions;
- intellectual property from the thesis and copyright of thesis are fully-owned by Universiti Putra Malaysia, as according to the Universiti Putra Malaysia (Research) Rules 2012;
- written permission must be obtained from supervisor and the office of Deputy Vice-Chancellor(Research and innovation) before thesis is published in book form of written, printed or in electronic form) including books, journals, modules, proceedings, popular writings, seminar papers, manuscripts, posters, reports, lecturer notes, learning modules, or any other materials as stated in the Universiti Putra Malaysia (Research) Rules 2012;
- there is no plagiarism or data falsification/fabrication in the thesis, and scholarly integrity was upheld as according to the Universiti Putra Malaysia (Graduate Studies) Rules 2003 (Revision 2012-2013)and the Universiti Putra Malaysia (Research) Rules 2012. The thesis has undergone plagiarism detection software.

Signature: _____ Date: _____

Name and Matric No: Novyandra Ilham Bahtera, GS34234

Declaration by Members of Supervisory Committee

This is to confirm that:

- the research conducted and the writing of this thesis was under our supervision;
- supervision responsibilities as slated in the Universiti Putra Malaysia (Graduate Studies) Rules 2003 (Revision 2012-2013) are adhered to.

Signature: _____
Name of
Chairman of
Supervisory
Committee: Professor Dr. Fatimah Mohamed Arshad

Signature: _____
Name of
Member of
Supervisory
Committee: Associate Professor Dr. Shaufique Fahmi Sidique

Signature: _____
Name of
Member of
Supervisory
Committee: Dr. Marcel Djama

Signature: _____
Name of
Member of
Supervisory
Committee: Associate Professor Dr. Asnarulkhadi Abu Samah

TABLE OF CONTENTS

	Page
ABSTRACT	i
ABSTRAK	iii
ACKNOWLEDGEMENTS	v
APPROVAL	vi
DECLARATION	viii
LIST OF TABLES	xii
LIST OF FIGURES	xiii
LIST OF ABBREVIATIONS	xiv
CHAPTER	
1 INTRODUCTION	1
1.1 Introduction	1
1.2 Oil Palm Industry in Indonesia	1
1.2.1 Oil Palm Industry in Sumatera	4
1.2.2 Oil Palm Industry in Jambi	5
1.3 Oil Palm Smallholder	8
1.3.1 Independent and Plasma Smallholders	9
1.3.2 Issues of the Independent Smallholder Sector	10
1.4 Non-Governmental Organization (NGO)	11
1.4.1 Establishment of the Yayasan Setara Jambi	11
1.4.2 Programs and Strategies of Yayasan Setara Jambi	11
1.5 Problem Statement	12
1.6 Objectives of the Study	13
1.7 Justifications of the Study	13
2 LITERATURE REVIEW	15
2.1 Introduction	15
2.2 The Importance of Empowerment	15
2.3 Role of NGOs	16
2.4 Good Agricultural Practices	18
2.5 Community Empowerment	18
2.6 Socio-economics of the Smallholder	19
2.7 Participation in Development Program	20
3 METHODOLOGY	21
3.1 Introduction	21
3.2 Source of Data	21
3.3 Location and Period of Study	21
3.4 Sampling Method	22
3.5 Survey Method	23
3.6 Questionnaire Contents	23
3.7 Data Collection Procedures	24
3.7.1 Research Assistant Training	24

3.7.2	Pre Testing	24
3.7.3	Data Collection	25
3.8	Data Analysis	25
3.8.1	Descriptive	26
3.8.2	ANOVA	26
3.8.3	PCA Factor Analysis	26
3.8.4	Logistic Regression	27
3.9	Conceptual Framework of The Study	27
4	RESULTS AND DISCUSSIONS	29
4.1	Introduction	29
4.2	Socio-Economic Profile of the Respondents	29
4.3	Level of Participation on Training	31
4.4	Perception of Farmers towards Empowerment Program	32
4.5	Farmers' Empowerment	35
4.6	Relationship between the Socio-Economic Profiles and the Farmers' Empowerment Program	35
4.7	Factor Analysis	40
4.8	Logistic Regression Analysis	46
5	CONCLUSIONS AND RECOMMENDATIONS	50
5.1	Introduction	50
5.2	Conclusions	50
5.3	Recommendations	51
5.4	Limitations of the Study	52
5.5	Areas for Future Research	52
	REFERENCES	53
	APPENDICES	65
	BIODATA OF STUDENT	81
	LIST OF PUBLICATION	82

LIST OF TABLES

Table	Page
1.1 Average Annual Growth Rate (%) and Production of CPO (000 tons), IndIndonesia, 1980-2012	2
1.2 Land Area of Oil Palm ('000 ha) and Production ('000 tons) by ProvProvince Sumatera, 2013	4
1.3 Area (ha), Production (tons) and Productivity (t/ha) of Oil Palm by DistrDistricts Jambi, 2011	5
1.4 Area (ha), Production (tons) and Productivity (t/ha) of Oil Palm by DistrDistricts Jambi, 2011	8
3.1 Total of Population and Samples of Oil Palm Farmers, Tanjung Jabung BaraBarat Regency, Jambi Province, 2013	23
4.1 Socio Economic Profile of Respondents	30
4.2 Level of Farmers Participation on Training	31
4.3 Perception towards Empowerment Program	33
4.4 Level of Farmers' Participation in the empowerment Program	35
4.5 One-Way ANOVA Summary Table of Age of Farmers and the Score on PercPerception towards Empowerment Program	36
4.6 One-Way ANOVA Summary Table of Educational Background of Farmed Farmers and the Score on Perception towards Empowerment ProgaProgram	36
4.7 One-Way ANOVA Summary Table of Monthly Income of Farmers and the Score on Perception towards Empowerment Program	37
4.8 Result of Post Hoc Comparison Test Based on Monthly Income in Group of Farmers	38
4.9 One-Way ANOVA Summary Table of Years of Farming and the Score on P on Perception towards Empowerment Program	38
4.10 One-Way ANOVA Summary Table of Farming Size and the Score on Perc Perception towards Empowerment Program	39
4.11 Result of Post Hoc Comparison Test Based on Farming Size in Group of Far of Farmers	39
4.12 Rotated Factor Matrix	42

4.13	Definition, Distribution, and Descriptive Statistics of Likert-Scale Variables	44
4.14	Omnibus Tests of Model Coefficients	47
4.15	Hosmer and Lemeshow Test, Model Summary, Percentage Accuracy in Class in Classification (PAC)	47
4.16	Ordered Logistic Regression Analysis	48



LIST OF FIGURES

Figure		Page
1.1	Production of Crude Palm Oil, Indonesia ('000 tons), 1980-2012	1
1.2	Crude Palm Oil Productivity of the Estate and Smallholders (t/ha), IndoIndonesia, 2000-2013	3
1.3	Area ('000 ha) and Production ('000 tons) of Oil Palm, Indonesia, 201320002000 - 2013	3
1.4	Area under Oil Palm ('000 ha), Jambi, 2002-2012	5
1.5	Area ('000 ha), Production ('000 tons) and Productivity (t/ha), 2012	6
1.6	Productivity of Oil Palm (t/ha) by Producer Type, 2012	7
3.1	Geographical Location of Tanjung Jabung Barat, Jambi, Indonesia	22
3.2	Conceptual Framework of Study	28
4.1	Scree Plot of eigenvalues and factors	41

LIST OF ABBREVIATIONS

ANOVA	Analysis of Variance
BPS	<i>Badan Pusat Statistik</i> or “Central Agency on Statistic”
CPO	Crude Palm Oil
FFB	Fresh Fruit Bunches
GAP	Good Agriculture Practices
Gapoktan	<i>Gabungan Kelompok Tani</i> or “farmer groups”
NGO	Non-Governmental Organization
RoG	Rate of Growth
RSPO	Roundtable on Sustainable Palm Oil
YSJ	Yayasan Setara Jambi

Exchange rate as at Nov, 2015

1 USD = Rp 13,000

Source: www.xe.com

CHAPTER 1

INTRODUCTION

1.1 Introduction

Historically, palm trees were brought from West Africa. This perennial tree was first introduced in Indonesia by the colonial government of Netherlands Indie in 1848. There were four oil palm seedlings brought from Mauritius and Amsterdam and planted in the Bogor Botanical Gardens. Oil palms started to be cultivated and grown commercially in 1911, when the pioneering effort of oil palm plantations in Indonesia was made by Adrien Hallet, a Belgian who had learned a lot about oil palm in Africa. Since then, the oil palm plantations in Indonesia began to grow from 70,000 ha in 1961 to 7,080,000 in 2013 (FAOstat, 2015).

1.2 Oil Palm Industry in Indonesia

The oil palm industry is the major force that drives growth of the agricultural sector in Indonesia (World Growth, 2011). In the last three decades, the production of oil palm in Indonesia has drastically increased from 721,172 tons in 1980 to 23,672,000 tons in 2012 indicating an increasing of 3,182 % (Figure 1.1). The industry has attracted a significant number of labors and entrepreneurs. The oil palm crop has encroached into the food production sector which is largely small-farm based. This crop is attractive as it provides higher return compared to other crops such as rubber, cocoa, coconut, and paddy (Basiron, 2007).

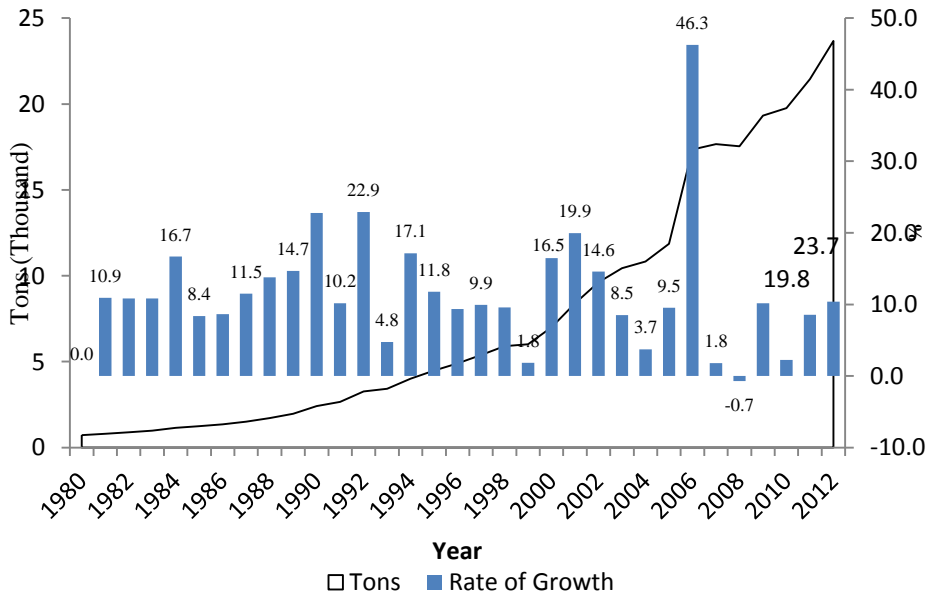


Figure 1.1: Production of Crude Palm Oil in Indonesia ('000 tons), 1980-2012
(Source: FAO stat, 2013)

Table 1.1: Average Annual Growth Rate (%) and Production of CPO (000 tons), Indonesia, 1980-2012

Year	Total Production (000 tons)	Average Annual Growth Rate (%)
1980-1990	721.2-2,412.6	12.9
1991-2000	2,657.6 - 7,000.5	11.4
2001-2012	8,396.5 - 23,672	11.3
1980-2012	721.2-23,672	11.8

Source: (BPS, 2013)

As seen in Table 1.1, the production of crude palm oil (CPO) increased significantly from 721.2 thousand tons in 1980 to 23,672 thousand tons in 2012 with average rate of annual growth (RoG) 11.8 % annually. The production sector appears to go through three major phases: 1980-1990 (introductory phase), 1991-2000 (growth phase) and 2001-2012 (maturing phase).

The average annual rate of growth (RoG) of CPO production in the ‘introductory era’ of 1980-1990 was 12.9 %, the highest among the three eras. As shown in Appendix 2, the highest annual rate of growth during the period was 22.9 % occurring in 1991-1992. This may be attributed to the huge activity of forest conversion during the stated period (Manurung, 2001). Indonesian government provided plenty of incentives to stakeholders in the oil palm industry, such as the ease in obtaining permission for land clearing and opening of new land to the private large estates (Gingold *et al.*, 2012).

Between 1991 and 2000, the average annual RoG was lower at 11.4 %. The production of CPO reached the target set by the government’s goal (Casson, 2000). The production increased from 2,657,600 tons in 1999 to 7,000,507 tons in 2000, representing an increase of 163.4 % (Figure 1.1).

The average yearly RoG in the period of 2001 to 2012 was slightly lower at 11.3%. During this period, the policy of the Indonesian government was to develop biofuels as an alternative to fossil-based fuel (Ministry of Industry of Republic Indonesia, 2012). The policy had led to a significant development of the oil palm industry in 2012. As shown in Table 1.1, on average the oil palm industry in Indonesia grew about 11.8 % per year in the stated year. There are two major players in the Indonesian oil palm production sector namely, the smallholders and estates^a. Oil palm provides a major source of income to the smallholders (Eze& Adiele, 2014). However, the farm practices of the smallholders are far from optimal as they are not exposed to good agriculture practices and relevant production technologies (Feintrenie *et al.*, 2010; Obidike, 2011). This resulted in low productivity level which is much below those achieved by private large estates as demonstrated in Figure 1.2 and Appendix A1.

Figure 1.2 shows that the yield has improved for both large estate and smallholders from 1.7 t/ha and 0.7 t/ha in 2000 to 2.9 t/ha and 1.5 t/ha in 2006 respectively. After

^aEstate is defined as a plant cultivated by country (national) or large-scale companies with more than 50 ha land area. Source: <http://repository.usu.ac.id/bitstream/123456789/17254/4/Chapter%20II.pdf>

reducing slightly in 2007, the yield more or less stabilized. Between 2000 and 2013 the yield of smallholders is about 52 % lower than the large estates.

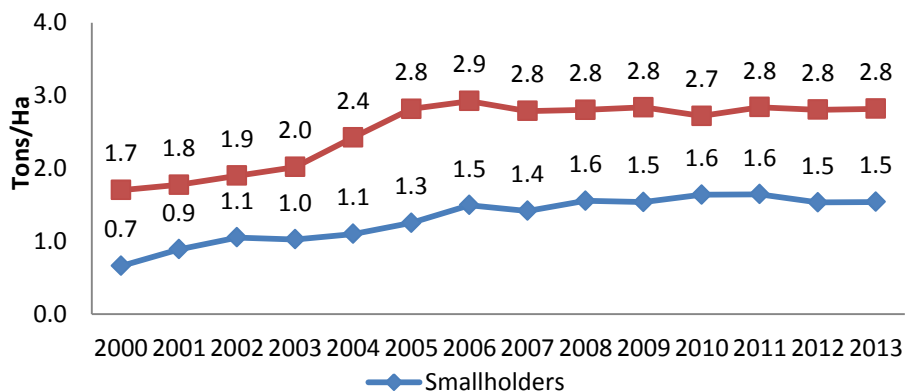


Figure 1.2: Crude Palm Oil Productivity of the Estate and Smallholders (t/ha), Indonesia, 2000-2013

(Source: BPS, 2013)

The land area and production of oil palm of smallholders are shown in Figure 1.3. It can be seen that the land area and production of oil palm for both stakeholders increased gradually from the year 2000 to 2013.

Land area of estates and smallholders increased from 2,991 thousand ha and 1,190 thousand ha in 2000 to 6,171 thousand ha and 4,416 thousand ha in 2013, indicating an increase of 106 % and 271 % respectively, highlighting the fact that both stakeholders in the industry had increased their land area throughout the years.

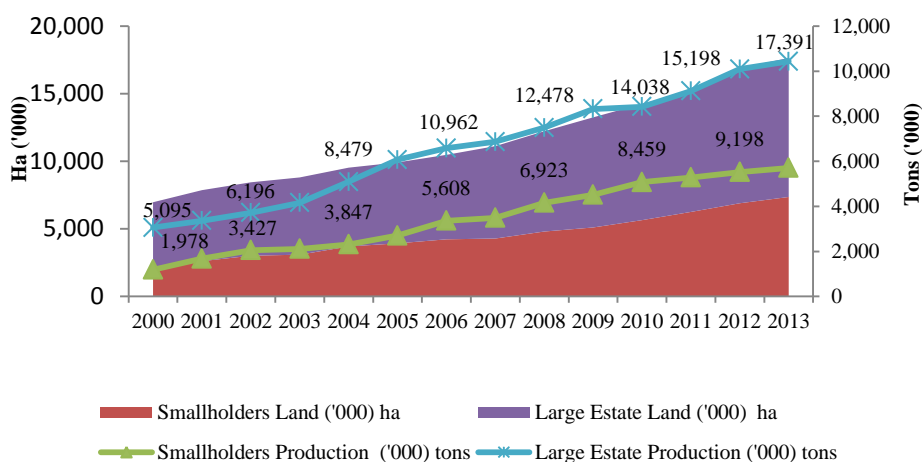


Figure 1.3: Area ('000 ha) and Production ('000 tons) of Oil Palm in Indonesia, 2000-2013

(Source: BPS, 2013)

The production of CPO for both estates and smallholders increases from year to year. Figure 1.3 shows that the production of estates' CPO increased from 5,095 thousand ha in 2000 to 17,391 thousand ha in 2013 (an increase of 341.3%). The production of CPO in the smallholder sector indicates a remarkable increment from 1,978 thousand in 2000 to 9,505 thousand in 2013 indicating an increase of 480.3%. The share of estate in the land area was estimated at 41.7% in 2013 while its share in the production of CPO was about 35.3%. On the other hand, the smallholders' land area was estimated at 58.3% in 2013 whereas its share in the production of CPO was about 64.7% in 2013.

1.2.1 Oil Palm Industry in Sumatera, Indonesia

Sumatera provides the potential for the development of oil palm plantation as it has vast land and labor supplies. Table 1.2 illustrates that in 2013, the area for oil palm plantation was dominated by Sumatera, accounting for 62.6 % or almost two-third of the total oil palm area in Indonesia. At the same time, Sumatera produced 68.9 % of the total production of oil palm in Indonesia. This indicates the importance Sumatera in the Indonesian palm oil economy.

Table 1.2: Land Area ('000 ha), Production of Oil Palm ('000 tons) and Yield (t/ha) by Region, Indonesia, 2013

Region	Land Area ('000 ha)	Land Area (%)	Production ('000 tons)	Production (%)	Yield (t/ha)
Sumatera	6,624.6	62.6	17,933.6	68.9	2.7
Jawa	32.7	0.3	50.4	0.2	1.5
Kalimantan	3,483.8	32.9	7,320.3	28.1	2.1
Sulawesi	336.8	3.2	563.9	2.2	1.7
Maluku-Papua	108.5	1.0	147.3	0.6	1.4
Total	10,586.4	100	26,015.5	100	2.5^{a/}

Note: a/ is national average

(Source: Directorate General Estate of Jambi Province, 2013)

The Province of Jambi alone accounted about 721 thousand ha of oil palm plantation in 2013 or 10.9% of the total land area in Sumatera. The total land area of oil palm in Jambi was the fourth (4th) biggest in Sumatera after Riau, Sumatera Utara and Sumatera Selatan. Jambi produced more than 1.7 million tons of oil palm in 2013, accounting for 9.7% of total production in Sumatera. The oil palm production of Jambi province was also the fourth largest among the ten provinces in Sumatera after Riau (6.38 million tons), Sumatera Utara (3.97 million tons) and Sumatera Selatan (2.49 million tons). Based on this data, it is clear that Jambi province is an important production area of oil palm in Sumatera.

Table 1.3: Land Area of Oil Palm ('000 ha) and Production ('000 tons) by Province, Sumatera, 2013

Province	Land Area ('000 ha)	Land Area (%)	Production ('000 tons)	Production (%)
Riau	2226.6	33.6	6,384.5	35.6
Sumatera Utara	1276.3	19.3	3,975.4	22.2
Sumatera Selatan	941.1	14.2	2,492.9	13.9
Jambi	721.4	10.9	1,718.3	9.6
Aceh	393.8	5.9	654.8	3.7
Sumatera Barat	373.3	5.6	930.1	5.2
Bengkulu	309.1	4.7	802.0	4.5
Bangka Belitung	192.8	2.9	504.6	2.8
Lampung	170.9	2.6	433.8	2.4
Kepulauan Riau	19.3	0.3	37.2	0.2
Total	6624.6	100	17,933.6	100

(Source: Indonesia Directorate General of Estates 2013)

1.2.2 Oil Palm Industry in Jambi, Indonesia

The oil palm plantation had become a major source of income to the population of Jambi (Minsyah, 2005). Oil palm plantation areawas the second largest cultivated area after rubber. In 2012, the expansion of oil palm plantation had reached 609,950 ha as compared to a mere 302,152 ha in 2002 indicating an increase of 102% (Figure 1.4).

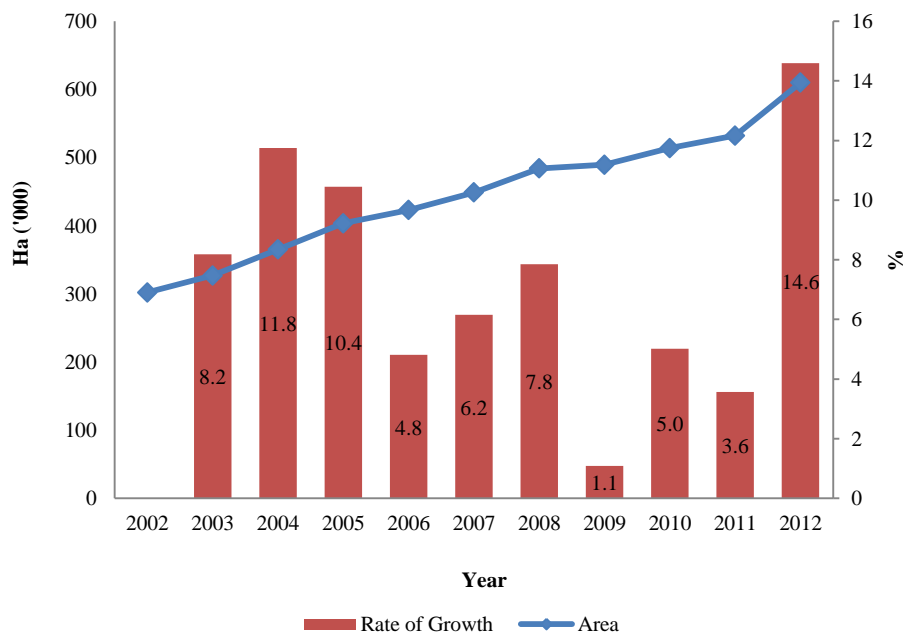


Figure 1.4: Area under Oil Palm ('000 ha) in Jambi, 2002-2012

(Source: Directorate General Estate of Jambi Province, 2013)

There are three types of plantation in the oil palm industry of Jambi; the smallholdings, national and private large estates. Each actor differs in terms of farm size and production. Figure 1.5 shows that in 2012, the smallholder plantations in Jambi dominated the oil palm land area, occupying 415,733 ha or 68.2 % of the total plantation area. The national and private large estates accounted for 3.1 % and 28.8 % (18,623 ha and 175,594 ha) respectively. According to the regulations of the Ministry of Agriculture, private large estates has to provide 20 % of oil palm land area to smallholders (2007, p. 6). This explains the dominance of smallholders in the oil palm land area.

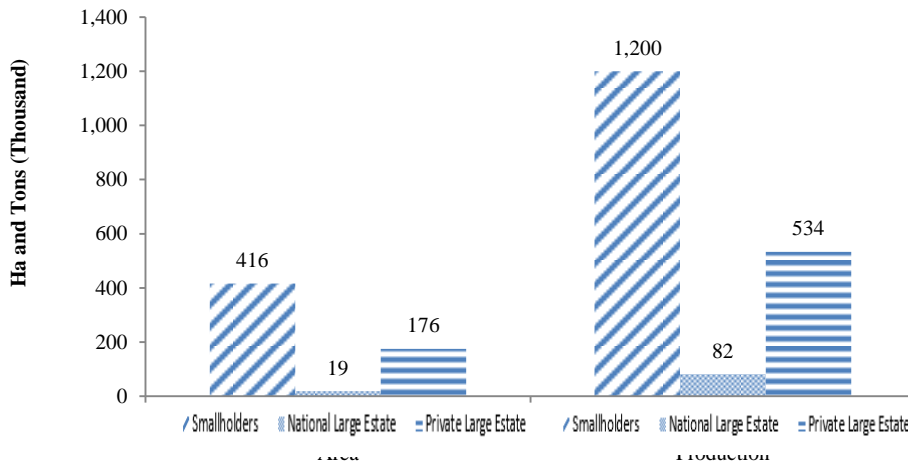


Figure 1.5: Area ('000 ha), Production ('000 tons) and Productivity (t/ha) of Oil Palm by Producer Type, 2012
(Source: Directorate General Estate of Jambi Province, 2013)

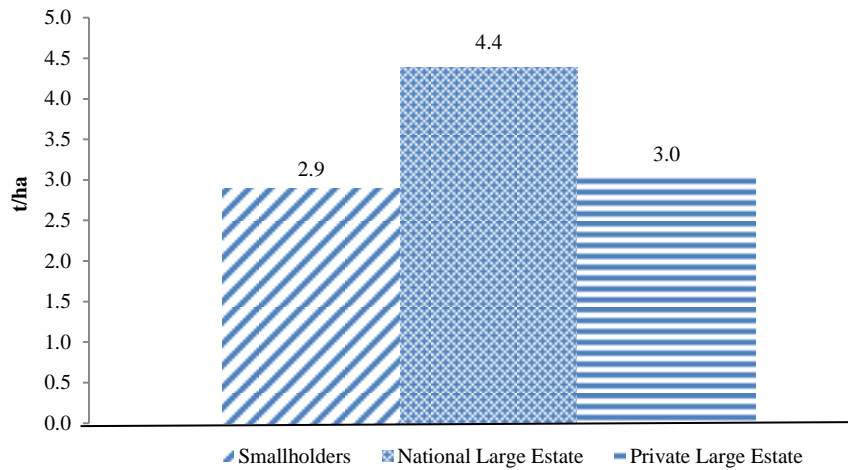


Figure 1.6: Productivity of Oil Palm (t/ha) by Producer's Type, 2012
 (Source: Directorate General Estate of Jambi Province, 2013)

In terms of CPO production, Jambi's smallholders produced 1,200,297 tons or 66.1% of total oil palm production whereas the national large estates and the private large estates produced 81,622 tons or 4.5 % and 533,830 tons or 29.4 % respectively in 2012. However, smallholders achieved lower yield of 2.9 t/ha compared to national large estate (4.4 t/ha) and private large estate (3 t/ha) (Figure 1.6). Clearly, the productivity of the smallholder is lower by 28% compared to those achieved by the national and private estates.

There are nine regencies and 2 cities in Jambi. Out of these eleven areas, only 7 regencies are involved in oil palm production. They are: Sarolangun, Merangin, Bungo, Batanghari, Muaro Jambi, Tanjab Timur and Tanjab Barat. Details on the production, land area and productivity of the oil palm sector for these regencies are shown in Table 1.4.

Table 1.4 Area (ha), Production (tons) and Productivity (t/ha) of Oil Palm by Districts, Jambi, 2011

District	Area (Ha)	% of Area	Production (tons)	Production (%)	Productivity (t/ha)
Sarolangun	8,502	6	12,043	4	1.4
Merangin	20,343	15	51,309	19	2.5
Bungo	9,454	7	13,160	5	1.4
Batanghari	6,160	5	7,946	3	1.3
Muaro Jambi	32,424	24	54,425	20	1.7
Tanjab Timur	22,044	16	25,564	9	1.2
Tanjab Barat	28,921	21	49,381	18	1.7
Total	136,239	100	277,043	100	2.0^{a/}

Note: ^{a/} is Jambi province average

Source: Directorate General Estate of Jambi Province (2013)

As shown in Table 1.4, Tanjung Jabung Barat district (shown therein as ‘Tanjab Barat’) has the second largest land area of oil palm (28,921 ha) after Muaro Jambi (32,424 ha). Tanjab Barat is the third biggest producer among the seven districts in Jambi with 49,381 tons after Muaro Jambi (54,425 tons) and Merangin (51,309 tons). Tanjab Barat recorded same productivity level as Muaro Jambi at 1.7 t/ha compared to Merangin (2.5 t/ha). It was clear that Tanjab Barat has the economic potential for improving the well-being of actors in the oil palm sector. Hence, this research would focus on the independent smallholders in Tanjab Barat regency.

1.3 Oil Palm Smallholder

The oil palm plantation has become an income enhancer opportunity for smallholders (Feintrenie et al., 2010). Smallholders were able to improve their well-being and probably their future (Minsyah, 2005). The smallholders were incentivized to seek new ways of production practices (Koczberski & Curry, 2005). However, due to the structural problems at the farm level, majority of the smallholders experienced otherwise (Syahza, 2004).

There are two types of smallholders, namely the independent and the “plasma” smallholders. The following paragraphs discuss the categories of the smallholders and their issues and problems.

1.3.1 Independent and Plasma Smallholders

Smallholders are defined as those working on a plantation of less than 25 ha who account for a significant proportion of palm oil planter in Indonesia which was estimated at 35-45 % (Zoological Society of London, 2014). There are two types of smallholders which are: independent and plasma smallholders where oil palm is their major source of income (World Growth, 2011).

There are differences between the independent and plasma smallholders. The differences lie in the management of the oil palm production, the level of knowledge in relation to agriculture activities and the availability of market access.

First, both smallholders differ in terms of how they manage the oil palm production. The plasma smallholders have better management system of the oil palm production compared to the independent smallholders. The plasma smallholders receive support from the government agencies, business or cooperatives that provide seed stock, fertilizers, pesticides, training, and loans as needed (Vermeulen&Goad, 2006). In contrast, the independent smallholders are self-financed, self-managed, and self-equipped and are not bound to any one mill(Wilmar, 2013). In short, the independent smallholders receive less financial as well as moral support both from government and private large estate compared to the plasma smallholders (Kusni, 2012; Zahri, 2013).

Second, the plasma smallholders are more knowledgeable on agriculture activities than the independent smallholders (Syahza, 2004). Due to the partnership scheme called "Nucleus Estate Schemes" between plasma smallholders and core estate, the plasma smallholders have the right to be guided in order to have more skills on good agriculture practices (GAP) (White, 1997; Zahri, 2013). The plasma smallholders receive considerable technical backing resulting in productivity that is close to that of the private large estates (Vermeulen et al., 2006). On the other hand, the independent smallholders are lacking in technical knowledge particularly on GAP (Papenfus, 2000). Thus, independent smallholders are inefficient and less productive as they do not employ the proper fertilizers, and utilize lower quality seed stock (Rahman et al., 2008).

Lastly, the plasma smallholders have guaranteed market access compared to the independent smallholders. Since there are partnership schemes between private large scale operators and plasma smallholders, the FFB of plasma smallholders sell their product to the private large estates. On the contrary, the independent smallholders are not tied to any scheme with either the private large estate or government agency. However, they have access to the free market to obtain the highest price for their FFBs (Vermeulen & Goad, 2006). Nonetheless they are not able to get a price above what the plasma smallholders are getting (Handayani et al., 2014). This is largely due to the relatively lower FFB quality of the independent smallholders compared to the production of plasma smallholders (Vermeulen & Goad, 2006). The independent smallholders are often viewed by the mills as unreliable source of FFBs supply (Opijnen et al., 2013).

In conclusion, there are clear differences between the independent smallholders and plasma smallholders in terms of oil palm production's management, GAP knowledge and access to the market. The independent smallholders receive no support on farm management practices while the plasma smallholders are supported by government and companies. Consequently, independent smallholders are economically weak as their income is lower, vulnerable to market forces and limited institutional and supports.

1.3.2 Issues of the Independent Smallholder Sector

There are pertinent issues in the independent smallholder sector that requires policy attention (Azmi and Nagiah, 2012). Some of the issues are: weak smallholder associations (Feintrenie et al., 2010); lack of knowledge on GAP (Vermeulen & Goad, 2006); and poor bargaining power (Zaman, 2009).

Weak farmer organization explains for the poor performance of the independent smallholders. They are largely self-financed, managed, equipped and not bounded to any mill. Individually, each farm is small (an average less than 50 ha), low productivity and hence income (Azmi & Nagiah, 2012). As has been shown in Gyau et al., (2014), farmer organization is a potential institutional vehicle for farmers to improve their position through group farming and marketing. In other words, by working together, the farmers may earn "economics of scale" that may improve their productivity and income.

Another issue of independent smallholders is the lack of knowledge on GAP. Instead of learning about GAP from proper educational program or supervision from authorities, they rely on verbal communication with other smallholders (Yang *et al.*, 2014). The government has given little support to improve their knowledge. In Jambi, the independent smallholders only receive guidance on GAP from the Estate Department of Jambi Province (Jambi, 2013).

Despite the rapid growth of the oil palm industry in Indonesia, many local communities and smallholders remain poor (Marti, 2008). In fact, the life of most the oil palm smallholders have worsen-off than before they are involved in the plantation (Pichler, 2012). It is perhaps due to too much dependence on oil palm crop as a principle source of income. As stated by Marti (2008), dependence on a single crop commodity increases their vulnerability as their risk is not diversified.

In conclusions, the independent smallholders face weak organization, lack of knowledge on GAP and poor bargaining power. Since the productivity of this group is about half of the large estates, there is a need to improve their well-being and hence the sustainability of the palm oil industry.

1.4 Non-Governmental Organization (NGO)

Martens (2002, p. 282) defines NGO as the formal (professionalized) independent societal organizations whose primary aim is to promote common goals at national or international level. NGO has an important role in fostering autonomous grassroots institution which can make a difference to livelihood and capacities among poor people (Edwards, 1999) as well as increase access to resources (Fonjong, 2001). In Jambi, there is one of the local NGOs concerned with the condition of oil palm smallholders with relation to natural resource management and the impact of expansion of large-scale oil palm plantation (Hivos, 2013). The following passages describe the local NGO in terms of establishment, programs and strategies, and objectives.

1.4.1 Establishment of The Yayasan Setara Jambi

The huge expansion of large-scale oil palm companies and smallholders are impacting the environment (Lee et al., 2014) and social life of the community (Marti, 2008). It leads to the conversion of tropical forest habitat into monocultures, negatively affecting the population of forest dependent species such as orangutans, Sumatran elephant and tigers (Sodhi et al., 2010). The loss of biodiversity can be averted if future oil palm expansion is managed to avoid deforestation (Fitzherbert et al., 2008). The social impacts include land dispute (Colchester, 2010), discredited leaders, loss of communities' self-respect, pride and identity, and human right violations (Marti, 2008). Hence, the expansion effort of large-scale oil palm companies and smallholders are in environmentally and socially harmful.

A local NGO named Yayasan Setara Jambi or YSJ^b is established out of concern on the social and the environmental problems in Indonesia, mainly in Jambi Province (Rukaiyah *et al.*, 2014). YSJ's vision is to develop a community which is fair and prosperous that respect human rights and environment. Its mission is to develop the capacity of local community and smallholder in natural resource management by pushing the influence policy and conducting public education for natural resource management and environment which is everlasting, fair, gender perspective and democratic (RSPO, 2014). YSJ has implemented a number of programs and strategies to address those problems.

1.4.2 Programs and Strategies of Yayasan Setara Jambi

YSJ had laid down a number of strategies to address the weaknesses of smallholders association, the lack of knowledge on GAP, and the economic disempowerment of smallholders. YSJ carried out their mentoring activities in Merangin district, Jambi from 2009 to 2012 (Rukaiyah et al., 2014). The aim of the program was to promote sustainable oil palm production so as to empower the independent smallholders (Rukaiyah et al., 2014) through provision of training as an effort to build capacity

^b Yayasan Setara Jambi has given the permission to the author to share information about their activities in the Jambi area (Interview with the director of YSJ on 12th of February 2014).

(RSPO, 2013). Independent smallholders are not well-organized due to the poor support given by the local government (RSPO, 2013).

In 2013, YSJ embarked on a similar initiative in Tanjung Jabung Barat Regency, Jambi Province, Indonesia (RSPO, 2013). YSJ approached independent smallholders in Tanjung Jabung Barat for the formation of new smallholder association as well as strengthening existing groups (Tanjung, 2014). They also raised awareness for independent small farmers on price of fresh fruit bunches (FFBs), methods to cultivate oil palm plantation correctly, as well as approaches to have well-organized farmer groups. This effort aimed at empowering the poor farmers and promoting self-reliance (Robinson and Riddle, 1995). In short, YSJ provided assistance to the oil palm independent farmers in the hope that the farmers would realize the importance of an organization as a vehicle to improve their economic welfare.

1.5 Problem Statement

Indonesia has become one of the highest global producers and exporters of oil palm (World Growth, 2011). This achievement should have been accompanied by an increase in the welfare of the industry participants including the independent farmers. However, the independent farmers are still living in poverty (Syahza, 2004). Jambi, despite being one of the largest palm oil producing provinces in Sumatera, there are many independent farmers in the area that are poor and unfairly treated by the big scale corporations (Syahza, 2004).

The role of government in shaping the social, political and economic relations has been shifted to the other actors (Hatanaka *et al.*, 2005). Governance capacities are inadequate to effectively control natural resources and impose pertinent regulations. The maintenance of quality standard is largely carried out by the NGOs (Ebeling, & Yasué, 2009). Issues related to the forest and land fire have not been addressed fully by the government (Arifudin, Nasrul, & Maswadi, 2013). To rectify these problems, an empowerment program in raising the awareness of the local community provided by NGO may provide a partial solution.

NGO is able to improve livelihood and capacity of the unfortunate community (Edwards, 1999). Activities of NGO have had far achieving but varied effect in meeting both practical and strategic to the needy (Fonjong, 2001). However, even though it has conventionally been an article of faith that NGOs are closer to the poor than official donors, it depends on the capacity of the NGOs in implementing its programs (Nunnenkamp *et al.*, 2009). NGOs are not always poverty oriented. NGOs show to be hesitant to raise campaigns explicitly encouraging personal behavior change of any type (Laestadius *et al.*, 2014). Hence, it requires a study related to the NGO's role in empowering the recipients in combating the problem they face.

A number of research have been carried out on the role of NGOs in women empowerment, youth empowerment and rural poor empowerment in different countries (Arellano, López, and Petras, 1994; Robinson, 1995; Edwards, 1999; Fonjong, 2001, Nikkhah 2010). However, there are very limited studies that examine the role of NGOs

in the oil palm farmer's empowerment in Indonesia. Hence, this study intends to fulfill the existing gap to provide some policy recommendation to address the poor institution of the independent smallholders.

Empowerment can contribute to the improvement of community development. Many donors and development actors see that empowerment may provide large contribution to development outcomes (Hensen, 2012). Instead of adopting recommendation from others, through empowerment, farmers can make their own decisions rationally to improve their income and hence economic welfare.

This study attempts to answer the following questions:

- (i) What is the socio-economic profile of the respondents in Jambi? ;
- (ii) What is the perception of the respondents towards empowerment program;
- (iii) What are the relationship between the socio-economic profile and their perception towards empowerment program? ; and
- (iv) What are the determinants of the participation of the respondents in the empowerment programs?

1.6 Objectives of the Study

The general objective of this study is to examine the prospect of farmers' involvement in the empowerment program in the Jambi area, Indonesia.

The specific objectives are:

- (i) to describe the socio-economic profile of the respondents in four villages in Tanjung Jabung Barat Regency, Jambi Province, Indonesia;
- (ii) to identify the perception of the respondents towards empowerment program;
- (iii) to examine the association between socio-economic profile of the respondents and their perception towards empowerment program; and
- (iv) to identify the determinants of their participation on the empowerment program.

1.7 Justifications of the Study

The oil palm industry has impacted positively on the economic growth of the Indonesian agricultural economy. The last four decades sees an exponential growth of land area and production of oil palm among the private large scale, national large estate and smallholders. The smallholders, however, remain in poor condition with less support from the government, weak farmers' association as well as low bargaining power. These issues need to be addressed to alleviate them from low income or poverty level.

The findings of the study are expected to provide some indicators of the importance of empowerment to the smallholders to uplift their welfare and well-being. Secondly, it provides some insights on the roles of NGOs as the agent of empowerment to the marginal farmers in the oil palm economy. These findings are useful inputs to the policy makers in formulating supports to the smallholders as well as facilitating the NGOs in their empowering functions. The study adds to the body of knowledge on the understanding the role of empowerment in addressing income inequality and poverty.



REFERENCES

- ActionAid's Global Fundraising Community (2013). From marginalization to empowerment: The potential of land rights to contribute to gender equality – observations from Guatemala, India and Sierra Leone. *ActionAid's women's rights to land project year II*. Johannesburg.
- Adekunle, V. A., & Bakare, Y. (2004). Rural livelihood benefits from participation in the taungya agroforestry system in ondo state of nigeria. *Small-Scale Forest Economics, Management and Policy*, 3(1), 131-138.
- Afrialfia, F., & Yulida, R. (2014). Peran penyuluhan dalam pemberdayaan petani kelapa sawit pola swdaya di kabupaten indragiri hilir. *Jurnal Online Mahasiswa (JOM) Bidang Pertanian*, 1(2), 1-10.
- Anwar McHenry, J. (2011). The arts and social well-being in rural communities: a qualitative and quantitative assessment in the mid west region of Western Australia.
- Arellano-López, S., & Petras, J. F. (1994). Non-Governmental organizations and poverty alleviation in bolivia. *Development and Change*, 25(3), 555-568.
- Arifudin, Nasrul, B., & Maswadi (2013). Program of community empowerment prevents forest fires in indonesian peat land. *Procedia Environmental Sciences*, 17, 129-134.
- Ary, D., Jacobs, L., Sorensen, C., & Walker, D. (2013). *Introduction to Research in Education*. Belmont: Cengage Learning.
- Atmiş, E., Daşdemir, İ., Lise, W., & Yıldırım, Ö. (2007). Factors affecting women's participation in forestry in turkey. *Ecological Economics*, 60(4), 787-796.
- Azmi, R., & Nagiah, C. (2013). A review of smallholder oil palm production: Challenges and opportunities for enhancing sustainability-a malaysian perspective. *Journal of Oil Palm, Environment and Health*, 3, 114-120. doi:10.5366/jope.2012.12.
- Barnes, C., & van Laerhoven, F. (2014). Making it last? analysing the role of NGO interventions in the development of institutions for durable collective action in indian community forestry. *Environmental Science & Policy*, <http://dx.doi.org/10.1016/j.envsci.2014.06.008>
- Bartlett, A. (2008). No more adoption rates! looking for empowerment in agricultural development programmes. *Development in Practice*, 18(4-5), 524-538.
- Bartlett, M. S. (1954). A note on the multiplying factors for various chi square approximation. *Journal of the Royal Statistical Society. Series B (Methodological)* Vol. 16, No. 2 (1954), pp. 296-298
- Battershill, M. R. J., & Gilg, A. W. (1996). New Approaches to Creative Conservation on Farms in South-west England. *Journal of Environmental Management*, Volume 48, Issue 4, Pages 321-340. doi:10.1006/jema.1996.0081.

- Basiron, Y. (2007). Palm oil production through sustainable plantations. *European Journal of Lipid Science and Technology*, 109(4), 289-295.
- Baerdemaeker, J. D. (2013). Precision Agriculture Technology and Robotics for Good Agricultural Practices. *5th IFAC Conference on Bio-Robotics*. Volume 46, Issue 4, 2013, Pages 1-4. doi:10.3182/20130327-3-JP-3017.00003.
- Bonnieux, F., Rainelli, P., & Vermersch, D. (1998). Estimating the supply of environmental benefits by agriculture: A French case study. *Environmental and Resource Economics*, 11(2), 135-153.
- Bushra, A. & Wajiha, N. (2015). Assessing the socio-economic determinants of women empowerment in Pakistan. *Procedia - Social and Behavioral Sciences*, Volume 177, Pages 3-8. doi:10.1016/j.sbspro.2015.02.321.
- Casson, A. (2000). *The hesitant boom: Indonesia's oil palm sub-sector in an era of economic crisis and political change*. Occasional paper no.29. Center for International Forestry Research Bogor, Indonesia.
- Cattell, R. B. (1966). The scree test for the number of factors. *Multivariate Behavioral Research*, 1(2), 245-276.
- Cohen, M. J. & Uphoff, T. N. (1980). Participation's place in rural development: Seeking clarity through specificity. *World Development*, Volume 8, Issue 3, Pages 213-235. doi:10.1016/0305-750X(80)90011-X.
- Colchester, M. (2010). *Land acquisition, human rights violations and indigenous peoples on the palm oil frontier*. UK: Forest Peoples Programme.
- Corinthias, P. M. S., Gatot, Y., Akbar, A., & Kiyoshi, D. (2013). Community Empowerment through Appropriate Technology: Sustaining the Sustainable Development. *Procedia Environmental Sciences*. Volume 17, Pages 1007-1016.
- Coulibaly-Lingani, P., Savadogo, P., Tigabu, M., & Oden, P. (2011). Factors influencing people's participation in the forest management program in Burkina Faso, West Africa. *Forest Policy and Economics*, 13(4), 292-302.
- Cristan, R., Aust, W. M., Boldinga, M. C., Barretta, S. M., Munsell, J. F., Schilling, E. Effectiveness of forestry best management practices in the United States: Literature review. *Forest Ecology and Management*. Volume 360, Pages 133-151.
- David W. K., Stuart P. C. (2016). Evaluating tourism-linked empowerment in Cuzco, Peru. *Annals of Tourism Research*. Volume 56, Pages 32-47.
- Davis, K. E., Jackson, K. L., Kronenfeld, J. J., & Blair, S. N. (1987). Determinants of participation in worksite health promotion activities. *Health Education & Behavior*, 14(2), 195-205.
- da Cunha, D. T., Cipullo, M. A. T., Stedefeldt, E., & de Rosso, V. V. (2015). Food safety knowledge and training participation are associated with lower stress and anxiety levels of Brazilian food handlers. *Food Control*, 50, 684-689.

- Defrancesco, E., Gatto, P., Runge, F., & Trestini, S. (2008). Factors affecting farmers' participation in Agri-environmental measures: A northern Italian perspective. *Journal of Agricultural Economics*, 59(1), 114-131.
- DeJaeghere, J., & Wiger, N. P. (2013). Gender discourses in an NGO education project: Openings for transformation toward gender equality in Bangladesh. *International Journal of Educational Development*, 33(6), 557-565.
- Department for Business, Innovation and Skills. (2013). *government of UK*. Retrieved October 19, 2015, from government of UK website: https://www.gov.uk/government/uploads/system/uploads/attachment_data/file/70141/bis-13-548-motivation-and-barriers-to-learning-for-young-people-not-in-education-employment-or-training.pdf
- Dillman, D. A. (2000). Mail and internet surveys: the tailored method. 2nd Edition. *John Wiley*. New York.
- Directorate General Estate of Jambi Province, (2013). A report.
- Directorate General Estate of Tanjung Jabung Barat Regency, (2013). A report.
- Dolisca, F., Carter, D. R., McDaniel, J. M., Shannon, D. A., & Jolly, C. M. (2006). Factors influencing farmers' participation in forestry management programs: A case study from Haiti. *Forest Ecology and Management*, 236(2), 324-331.
- Dupraz, P., & Ducos, G. (2007). Agri-environmental contract adoption under fixed and variable compliance costs. *European PhD Workshop, European Association of Agricultural Economists, Agrocampus De Rennes*, 4-5.
- Dupraz, P., Vermersch, D., De Frahan, B. H., & Delvaux, L. (2003). The environmental supply of farm households: A flexible willingness to accept model. *Environmental and Resource Economics*, 25(2), 171-189.
- Ebeling, J., & Yasué, M. (2009). The effectiveness of market-based conservation in the tropics: Forest certification in Ecuador and Bolivia. *Journal of Environmental Management*, 90(2), 1145-1153.
- Edwards, M. (1999). NGO performance—what breeds success? new evidence from South Asia. *World Development*, 27(2), 361-374.
- Erdfelder, E., Faul, F., & Buchner, A. (1996). GPOWER: A general power analysis program. *Behavior Research Methods, Instruments, & Computers*, 28(1), 1-11.
- Eze, S., & Adiele, V. N. (2014). Oil Palm Processing Among Farmers in Imo State: Implications for Market Orientation and Entrepreneurship in Extension Practice in Nigeria. *Journal of Agricultural Economics, Extension and Rural Development*, 114-120.
- Feintrenie, L., Chong, W. K., & Levang, P. (2010). Why do farmers prefer oil palm? lessons learnt from Bungo district, Indonesia. *Small-Scale Forestry*, 9(3), 379-396.

- Fitzherbert, E. B., Struebig, M. J., Morel, A., Danielsen, F., Brühl, C. A., Donald, P. F., & Phalan, B. (2008). How will oil palm expansion affect biodiversity? *Trends in Ecology & Evolution*, 23(10), 538-545.
- Fonjong, L. (2001). Fostering women's participation in development through non-governmental efforts in cameroon. *The Geographical Journal*, 167(3), 223-234.
- Fraenkel, J. R., Wallen, N. E., & Hyun, H. H. (2012). How to design and evaluate research in education.
- Friis-Hansen, E., and Duveskog, D. (2012). The empowerment route to well-being: An analysis of farmer field schools in east africa. *World Development*, 40(2), 414-427.
- FSG, 2011, <http://www.fsg.org/publications/improving-livelihoods-palm-oil-smallholders#download-area> [retrieved September 20, 2015].
- Geidam, A. A., Redzuan, M., & Abu-Samah, A. (2012). The Background Factors, Participation and Empowerment among Participants of Afforestation Programme in Toshia, Northeast, Nigeria. *Social Science*. 51, 10738-10742.
- George N. C., Gina, K., Joachim, L., Robert, N., Esley, P., Graham, M., & Otto, K. (2015). A bridge too far? The influence of socio-cultural values on the adaptation responses of smallholders to a devastating pest outbreak in cocoa. *Global Environmental Change*. Volume 35, Pages 1–11.
- Gingold, B., Rosenbarger, A., Muliastira, Y., Stolle, F., Sudana, I., Manessa, M., Douard, P. (2012). How to identify degraded land for sustainable palm oil in indonesia. *Working Paper World Resources Institute and Sekala, Washington, DC*.
- Glenn, L., & Nina, W. (2001). Measuring community empowerment: a fresh look at organizational domains. *Health Promotion International*. Volume 16, Issue 2 Pp. 179-185.
- Gow, D. D. (1983). Beyond the rhetoric of rural development participation: How can it be done?. *World Development*, Volume 11, Issue 5, Pages 427-446. doi:10.1016/0305-750X(83)90077-3.
- Gumataw K. A., Jos, B., & Annie, R. (2016). Are middlemen facilitators or barriers to improve smallholders' welfare in rural economies? Empirical evidence from Ethiopia.
- Gusti, K. S. (2013). Issues on Bali Tourism Development and Community Empowerment to Support Sustainable Tourism Development. *Procedia Economics and Finance*. Volume 4, Pages 413-422.
- Gyau, A., Franzel, S., Chiatoh, M., Nimino, G., & Owusu, K. (2014). Collective action to improve market access for smallholder producers of agroforestry products: Key lessons learned with insights from cameroon's experience. *Current Opinion in Environmental Sustainability*, 6, 68-72.

- Hair, J. F., Black, W. C., Babin, B. J., Anderson, R. E., & Tatham, R. L. (2006). *Multivariate data analysis* Pearson Prentice Hall Upper Saddle River, NJ.
- Han, H., & Zhao, L. (2009). Farmers' character and behavior of fertilizer application-evidence from a survey of Xinxiang county, Henan Province, China. *Agricultural Sciences in China*, 8(10), 1238-1245.
- Handayani, A. W., Hamzah, M., & Aryani, D. (2014). Analisis usahatani kelapa sawit petani plasma dan swadaya di desa Kumbang Padang Permata kabupaten Banyuwasin. *Jurnal Komunikasi Agribisnis*, 1(1), ISSN: 2337-3474, 1-11.
- Handy, F., & Kassam, M. (2006). Practice what you preach? the role of rural NGOs in women's empowerment. *Journal of Community Practice*, 14(3), 69-91.
- Hastings, J. G., Gruby, R. L., & Sievanen, L. S. (2012). Science-based coastal management in fiji: Two case studies from the NGO sector. *Marine Policy*, 36(4), 907-914.
- Hatanaka, M., Bain, C., & Busch, L. (2005). Third-party certification in the global agrifood system. *Food Policy*, 30(3), 354-369.
- Hivos, 2013, <http://www.hivos.nl/dut/community/partner/50008437> [retrieved January 29, 2015].
- Horn, J. L. (1965). A rationale and test for the number of factors in factor analysis. *Psychometrika*, 30(2), 179-185.
- Hubbard, R., & Allen, S. J. (1987). An empirical comparison of alternative methods for principal component extraction. *Journal of Business Research*, 15(2), 173-190.
- Iskandarini. (2014). The Impact of Entrepreneurial Barrier toward Entrepreneurial Intention for Decreasing Unemployment through Community Empowerment. *Procedia - Social and Behavioral Sciences*. Volume 115, Pages 166-174.
- Jan, H., Marjolein, E., Marjolein, Z., Noor van den, N., & Annet, S. (2010). Care farms in the Netherlands: Attractive empowerment-oriented and strengths-based practices in the community. *Health Place*, 16(3):423-30. doi: 10.1016/j.healthplace.2009.10.016.
- Janske, V. E., Henny, R., Edward, S., Rob, B., Martijn, R., Nelleke, H., Pita, V., & André, F. (2014). Comparative analysis of key socio-economic and environmental impacts of smallholder and plantation based jatropha biofuel production systems in Tanzania. *Biomass and Bioenergy*, Volume 61, Pages 25-45.
- Jia-nan, C. (2012). Contributions of environmental NGO to environmental education in china. *IERI Procedia*, 2, 901-906.
- Jina, R., Jewkes, R., Christofides, N., & Loots, L. (2014). A cross-sectional study on the effect of post-rape training on knowledge and confidence of health professionals in south africa. *International Journal of Gynecology & Obstetrics*, 126(2), 187-192.

- Jongeneel, R. A., Polman, N. B., & Slangen, L. H. (2008). Why are dutch farmers going multifunctional? *Land use Policy*, 25(1), 81-94.
- Kaiser, H. F. (1974). An index of factorial simplicity. *Psychometrika*, 39(1), 31-36.
- Kilpatrick, S. (2000). Education and training: Impacts on farm management practice. *The Journal of Agricultural Education and Extension*, 7(2), 105-116.
- Kilpatrick, S. (2000). Education and training: Impacts on farm management practice. *The Journal of Agricultural Education and Extension*, 7(2), 105-116.
- Koczberski, G., & Curry, G. N. (2005). Making a living: Land pressures and changing livelihood strategies among oil palm settlers in papua new guinea. *Agricultural Systems*, 85(3), 324-339.
- Kusni, A. S, 2012, April 30, <https://jurnaltoddoppuli.wordpress.com/2012/04/30/petani-sawit-swadaya-belum-terlayani-pemerintah/> [retrieved January 15, 2015].
- Laestadius, L. I., Neff, R. A., Barry, C. L., & Frattaroli, S. (2014). “We don’t tell people what to do”: An examination of the factors influencing NGO decisions to campaign for reduced meat consumption in light of climate change. *Global Environmental Change*, 29, 32-40.
- Lee, J. S. H., Abood, S., Ghazoul, J., Barus, B., Obidzinski, K., & Koh, L. P. (2014). Environmental impacts of large-scale oil palm enterprises exceed that of smallholdings in indonesia. *Conservation Letters*, 7(1), 25-33.
- Lise, W. (2000). Factors influencing people’s participation in forest management in india. *Ecological Economics*, 34(3), 379-392.
- Longtin, Y., Sax, H., Leape, L. L., Sheridan, S. E., Donaldson, L., & Pittet, D. (2010). Patient participation: Current knowledge and applicability to patient safety. *Mayo Clinic Proceedings*, 85(1) 53-62.
- Lord, J., and Hutchison, P. (2009). The process of empowerment: Implications for theory and practice. *Canadian Journal of Community Mental Health*, 12(1), 5-22.
- Manurung, E. (2001). Analisis valuasi ekonomi investasi perkebunan kelapa sawit di indonesia. *Environmental Policy and Institutional Strengthening IQC-PCE-I-806-96-00002-00*, 2001.
- Mario, H., Philip, K. T., Alberto, B., Isabelle, B., Joost, V., Jeannette, V. D. S., Stella, M., Mark, T. V. W., Stanley, K., Mariana, C. R., & Steven, J. S. (2014). Exploring future changes in smallholder farming systems by linking socio-economic scenarios with regional and household models. *Global Environmental Change*, Volume 24, Pages 165–182.
- Martens, K. (2002). Mission impossible? defining nongovernmental organizations. *Voluntas: International Journal of Voluntary and Nonprofit Organizations*, 13(3), 271-285.
- Marti, S. (2008). *Losing ground: The human rights impacts of oil palm plantation expansion in indonesia* FoE, LifeMosaic and SawitWatch.

- Marvin, J. F. M., David, A. S., & Valerie A. L. (2015). Social construction of the environment and smallholder farmers' participation in 'low-carbon', agro-industrial crop production contracts in the Philippines. *Ecological Economics*, Volume 116, Pages 70–77.
- Maskey, V., Gebremedhin, T. G., & Dalton, T. (2003). A survey analysis of participation in a community forest management in nepal. *Northeastern Agricultural Resource Economics Association, Portsmouth, New Hampshire, June*, , 8-10.
- McCarthy, J. F., Gillespie, P., & Zen, Z. (2012). Swimming upstream: Local Indonesian production networks in “globalized” palm oil production. *World Development*, 40(3), 555-569.)
- Menon, N., Rodgers, Y. V. D. M., & Nguyen, H. (2014). Women’s land rights and children’s human capital in Vietnam. *World Development*. Volume 54, Pages 18–31.
- Minsyah, N. I. (2005). Litbang Deptan, <http://www.digilib.litbang.deptan.go.id/~jambi/getiptan.php?src=makalah/animmo.pdf&format> [retrieved January 6, 2015]
- Mohanty, M. K., Behera, B. K., Jena, S. K., Srikanth, S., Mogane, C., Samal, S., & Behera, A. A. (2013). Knowledge perception and practice of pesticide use among agricultural workers in puducherry, south india. *Journal of Forensic and Legal Medicine*, 20(8), 1028-1031.
- Moon, K., & Cocklin, C. (2011). Participation in biodiversity conservation: Motivations and barriers of Australian landholders. *Journal of Rural Studies*, Volume 27, Issue 3, July 2011, Pages 331–342.
- Moon, K., Marshall, N., & Cocklin, C. (2012). Personal circumstances and social characteristics as determinants of landholder participation in biodiversity conservation programs. *Journal of Environmental Management*. Volume 113, Pages 292–300.
- Mugi-Ngenga, E.W., Mucheru-Muna, M.W., Mugwe, J.N., Ngetich, F.K., Mairura, F.S., & Mugendi, D.N. (2016). Household's socio-economic factors influencing the level of adaptation to climate variability in the dry zones of Eastern Kenya. *Journal of Rural Studies*, Volume 43, Pages 49–60.
- Muhaimina, S. A. & Anne, T. (2015). Pathways to empowerment?: dynamics of women's participation in Global Value Chains. *Journal of Cleaner Production*. Volume 107, Pages 114–121.
- Nikkhah, H. A. (2010). *Women Empowerment through Non-Governmental Organizations' Programs in Shiraz, Iran*. Universiti Putra Malaysia.
- Nikkhah, H. A., Redzuan, M., & Abu-Samah, A. (2011). Development of ‘Power within’ among the women: A road to empowerment. *Asian Social Science*, 8(1), p39.
- Neuman, W. L. (2000). Social research method. *University of Wisconsin at Whitewater*.

- Norsida, M. (2010). Evaluation of the Women Economic Development (WEDA) programme in developing women entrepreneurship in Sarikei, Sarawak. *Economic and Technology Management Review*. Vol. 5, 57-69.
- Nunnally, J. (1978). *Psychometric methods*. (3rd ed.), New York: McGraw-Hill.
- Nunnenkamp, P., Weingarh, J., & Weisser, J. (2009). Is NGO aid not so different after all? comparing the allocation of swiss aid by private and official donors. *European Journal of Political Economy*, 25(4), 422-438.
- Obidike, N. A. (2011). Library Philosophy and Practice, <http://www.webpages.uidaho.edu/~mbolin/obidike.html> [retrieved January 4, 2015].
- Opijnen, M. v., Brinkmann, A., & Meekers, a. P. (2013). *Lessons Learned on RSPO Smallholder Certification in Indonesia*. Amsterdam: CREM.
- Page, N., & Czuba, C. E. (1999). Empowerment: What is it. *Journal of Extension*, 37(5), 1-5.
- Pallant, J. (2013). *SPSS survival manual*, Open University Press, Buckingham (UK): McGraw-Hill Education.
- Pannell, D. J., Marshall, G. R., Barr, N., Curtis, A., Vanclay, F., & Wilkinson, R. (2006). Understanding and promoting adoption of conservation practices by rural landholders. *Australian Journal of Experimental Agriculture*, Volume 46 (Issue 11), Pages 1407-1424. DOI: 10.1071/EA05037.
- Papenfus, M. M. (2000). *Investing in oil palm: An analysis of independent smallholder oil palm adoption in Sumatra, Indonesia*. Southeast Asia Policy Research Working Paper. Bogor.
- Parvin, G. A., Ahsan, S. R., & Chowdhury, M. R. (2004). Women empowerment performance of income generating activities supported by rural women employment creation project (RWECP): A case study in dumuria thana, bangladesh. *The Journal of Geo-Environment*, 4, 47-62.
- Pichler, M. (2012). Book Review: Pye, O., & Bhattacharya, J. (Eds.) (2013). *The Palm Oil Controversy in Southeast Asia. A Transnational Perspective*. ASEAS - *Austrian Journal of South-East Asian Studies*, 5(2), 376-380.
- Polman, N., & Slangen, L. (2008). Institutional design of agri-environmental contracts in the european union: The role of trust and social capital. *NJAS-Wageningen Journal of Life Sciences*, 55(4), 413-430.
- Portes, A., & Sensenbrenner, J. (1993). Embeddedness and immigration: Notes on the social determinants of economic action. *American Journal of Sociology*, , 1320-1350.
- Rahman, A., Abdullah, R., Shariff, F. M., & Simeh, M. A. (2008). The malaysian palm oil supply chain: The role of the independent smallholder. *Oil Palm Industry Economic Journal*, 8(2), 17-27.
- Ranjan L., Sheetal S., Idris, M., Singh, A.K., Singh, S. S., Bhatt, B.P., Yashpal, P., Humphreys, E., & Ladhaa, J.K. (2014). Integration of conservation

agriculture with best management practices for improving system performance of the rice–wheat rotation in the Eastern Indo-Gangetic Plains of India. *Agriculture, Ecosystems & Environment*, Volume 195, Pages 68–82.

Recena, M. C. P., Caldas, E. D., Pires, D. X., & Pontes, E. R. J. (2006). Pesticides exposure in culturama, Brazil—knowledge, perceptions, and practices. *Environmental Research*, 102(2), 230-236.

Regulations of the Ministry of Agriculture (2007). <http://perundangan.pertanian.go.id/admin/file/Permentan-26-07.pdf> [retrieved January 6, 2015].

Robinson, M., & Riddell, R. C. (1995). *Non-governmental organizations and rural poverty alleviation*. Oxford University Press Catalogue.

Rodrigue, C. G., Anne, F., Roch, M., Valère, K. S., Adandé, B. F., Achille, E. A., &

Romain, G. K. (2016). Socio-economic and ecological outcomes of community based forest management: A case study from Tobé-Kpobidon forest in Benin, Western Africa. *Forest Policy and Economics*, Volume 64, Pages 46–55.

Rukaiyah, R., Sayuti, J., Solikin, Tanjung, A. J., & Sahadi. (2014). *Petani Mandiri Menuju sertifikasi minyak sawit berkelanjutan*. Jambi: Yayasan Setara Jambi. PRESS

RSPO. (2014), <http://www.rspo.org/about/who-we-are/working-groups/smallholders> [retrieved February 3, 2015].

RSPO. (2013), <http://www.rspo.org/members/509/yayasan-setara-jambi> [retrieved February 2, 2015].

RSPO. (Mei, 2009). http://www.rspo.org/files/project/indonesia.smallholder.working.group/INA%20NI%20untuk%20petani%20kemitraan_harmonised%20Mei%202009.pdf [retrieved December 4, 2014].

Sabina, A., Ruth, M. D., Amber, P., Agnes, Q., & Greg, S. (2013). The Women's Empowerment in Agriculture Index. *World Development*. Volume 52, Pages 71–91.

Sa'ed, H. Z., Sawalha, A. F., Sweileh, W. M., Awang, R., Al-Khalil, S. I., Al-Jabi, S. W., & Bsharat, N. M. (2010). Knowledge and practices of pesticide use among farm workers in the west bank, palestine: Safety implications. *Environmental Health and Preventive Medicine*, 15(4), 252-261.

Sattler, C., & Nagel, U. J. (2010). Factors affecting farmers' acceptance of conservation measures—a case study from north-eastern Germany. *Land use Policy*, 27(1), 70-77.

Sheather, S. (2009). *A modern approach to regression with R*. New York: Springer Science & Business Media. p. 263-304.

Sianipar, C. P. M., & Widaretna, K. (2012). NGO as triple-helix axis: Some lessons from nias community empowerment on cocoa production. *Procedia-Social and Behavioral Sciences*, 52, 197-206.

- Sirait, K. (2014). Peran penyuluhan dalam pemberdayaan petani kelapa sawit pola swadaya di kabupaten kampar. *Jurnal Online Mahasiswa (JOM) Bidang Pertanian*, 1(1), 1-11.
- Sodhi, N. S., Koh, L. P., Clements, R., Wanger, T. C., Hill, J. K., Hamer, K. C., Lee, T. M. (2010). Conserving southeast asian forest biodiversity in human-modified landscapes. *Biological Conservation*, 143(10), 2375-2384.
- Suzuki, K., Kanameda, M., Ogawa, T., Nguyen, T.T.D., Dang, T.T.S., Luu, Q.H., & Pfeiffer, D.U. (2006). Productivity and socio-economic profile of dairy cattle farmers amongst rural smallholder communities in Northern Vietnam. *Livestock Science*, Volume 101, Issues 1–3, Pages 242–250.
- Syahza, A. (2004). Distorsi harga tandan buah segar (TBS) kelapa sawit dan pengaruhnya terhadap pendapatan petani di pedesaan. *Dalam Jurnal Pembangunan Pedesaan*, 4 (4), 45-57.
- Tabachnick, B. G., & Fidell, L. S. (2001). *Using multivariate statistics* (4th edn). New York:HarperCollins. Chapter 13.
- Tanjung, J. (2014, March 31). <http://pengabuanulu.blogspot.com/2014/03/rapat-anggota-tahunan-gapoktan-usaha.html> [retrieved February 5, 2015]
- Tucker, J., & Ludi, E. (2012). Poverty Reduction and Pro-Poor Growth the Role of Empowerment: The Role of Empowerment. *empowerment and equity* (pp. 225-250). OECD Publishing.
- Tukahirwa, J., Mol, A., & Oosterveer, P. (2011). Access of urban poor to NGO/CBO-supplied sanitation and solid waste services in uganda: The role of social proximity. *Habitat International*, 35(4), 582-591.
- Van Uden-Kraan, C. F., Drossaert, C. H., Taal, E., Seydel, E. R., & van de Laar, Mart AFJ. (2009). Participation in online patient support groups endorses patients' empowerment. *Patient Education and Counseling*, 74(1), 61-69.
- Vermeulen, S., & Goad, N. (2006). *Towards better practice in smallholder palm oil production*. Natural Resource Issues Series No. 5. London: International Institute for Environment and Development.
- Werker, E., & Ahmed, F. Z. (2008). What do nongovernmental organizations do? *The Journal of Economic Perspectives*, 22(2), 73-92.
- White, B. (1997). Agroindustry and contract farmers in upland west java. *The Journal of Peasant Studies*, 24(3), 100-136.
- Widya, A., Teruaki, N., & Yosuke, C. (2015). Analysis of the Factors Influencing the Technical Efficiency among Oil Palm Smallholder Farmers in Indonesia. *Procedia Environmental Sciences*, Volume 28, Pages 630-638.
- Wilson, D. B., & Lipsey, M. W. (2001). The role of method in treatment effectiveness research: Evidence from meta-analysis. *Psychological Methods*, 6(4), 413.
- Wilson, G. A. (1996). Farmer environmental attitudes and ESA participation. *Geoforum*, Volume 27, Issue 2, Pages 115-131. doi:10.1016/0016-7185(96)00010-3.

- Wisam, Y. A. M., Norsida, M., & Nolila B. M. N. (2016). Skill Level of Rural Leaders towards some Agricultural Technologies in Muda Agriculture Development Authority (Mada-Malaysia). *Mediterranean Journal of Social Sciences*. Vol 7, No 4. DOI: 10.5901/mjss.2016.v7n4p716.
- Wilmar. (2013). Transformation through Engagement. Singapore: Wilmar International Limited. <http://www.wilmar-international.com/sustainability/information-resources/> [retrieved November 27, 2014].
- Woolcock, M. (1998). Social capital and economic development: Toward a theoretical synthesis and policy framework. *Theory and Society*, 27(2), 151-208.
- World Bank Group. (2012). *World development indicators 2012* World Bank Publications.
- Wossink, G., & van Wenum, J. H. (2003). Biodiversity conservation by farmers: Analysis of actual and contingent participation. *European Review of Agricultural Economics*, 30(4), 461-485.
- Yang, X., Wang, F., Meng, L., Zhang, W., Fan, L., Geissen, V., & Ritsema, C. J. (2014). Farmer and retailer knowledge and awareness of the risks from pesticide use: A case study in the Wei River catchment, China. *Science of the Total Environment*, 497, 172-179.
- Yilmaz, A. (2015). Revisiting the Impact of Perceived Empowerment on Job Performance: Results from Front-Line Employees. *TURIZAM*. Volume 19, Issue 1, 34-46.
- Yongdeng, L., Chengcheng, L., Linbo, Z., & Shanghua, L. (2016). How smallholder farmers adapt to agricultural drought in a changing climate: A case study in southern China. *Land Use Policy*, Volume 55, Pages 300–308.
- Yu, Z., Chongguang, L., Tianwei, W., Chongfa, C., & Yuze, B. (2015). County-level patterns of cropland and their relationships with socio-economic factors in northwestern China. *Agriculture, Ecosystems & Environment*, Volume 203, Pages 11–18.
- Zahri, I. (2013). Proceedings from Seminar Nasional Perhimpunan Ekonomi Pertanian Indonesia (PERHEPI) : *Gagasan mengatasi masalah ekonomi rumah tangga petani dalam kemitraan inti-plasma pola pir kelapa sawit*. pp. 36-41. ISBN 978-979-8420-13-9.
- Zahirinia, M., & Nikkhah, H. (2012) A. Women empowerment through participation in NGOs' programmers. *Culture and Society in The Middle East*, Volume 1, 75-100, ISSN:2322-1046
- Zaman, K. (2009). Analisis hubungan patron-klien (studi kasus hubungan toke dan petani sawit pola swadaya di kecamatan tambusai utara kabupaten rokan hulu). *IJAE (Jurnal Ilmu Ekonomi Pertanian Indonesia)*, 2(2), 183-200.
- Zhiyong, C., Lejing, L., & Tianyi, L. (2016). The organizational evolution, systematic construction and empowerment of Langde Miao's community tourism. *Tourism Management*. doi:10.1016/j.tourman.2016.03.012.

Zoological Society of London. (2014). ZSL Indonesia. <http://www.sustainablepalmoil.org/growers-millers/growers/smallholders/> [retrieved January 13, 2015].

Zwick, W. R., & Velicer, W. F. (1986). Comparison of five rules for determining the number of components to retain. *Psychological Bulletin*, 99(3), 432.



APPENDICES

Appendix A1

Indonesia: Oil Palm Areas ('000 ha) and Production ('000 tons) 2002-2013

Year	Smallholders						Estate					
	Area		Production		Productivity		Area		Production		Productivity	
	('000) ha	RoG (%)	('000) tons	RoG (%)	(tons/ha) Yield	RoG (%)	('000) ha	RoG (%)	('000) tons	RoG (%)	(tons/ha) Yield	RoG (%)
2000	1,190	-	1,978	-	0.7	-	2,991	-	5,095	-	1.7	-
2001	1,566	31.6	2,801	41.6	0.9	34.4	3,152	5.4	5,598	9.9	1.8	4.3
2002	1,808	15.5	3,427	22.4	1.1	18.4	3,259	3.4	6,196	10.7	1.9	7.1
2003	1,854	2.5	3,517	2.6	1.0	-2.5	3,429	5.2	6,924	11.7	2.0	6.2
2004	2,220	19.7	3,847	9.4	1.1	7.3	3,497	2.0	8,479	22.5	2.4	20.1
2005	2,357	6.2	4,501	17.0	1.3	13.8	3,593	2.8	10,119	19.3	2.8	16.1
2006	2,537	7.6	5,608	24.6	1.5	19.4	3,749	4.3	10,962	8.3	2.9	3.8
2007	2,571	1.4	5,811	3.6	1.4	-5.3	4,102	9.4	11,438	4.3	2.8	-4.6
2008	2,882	12.1	6,923	19.1	1.6	9.8	4,452	8.5	12,478	9.1	2.8	0.5
2009	3,061	6.2	7,518	8.6	1.5	-1.1	4,888	9.8	13,873	11.2	2.8	1.3
2010	3,387	10.6	8,459	12.5	1.6	6.6	5,162	5.6	14,038	1.2	2.7	-4.2
2011	3,753	10.8	8,798	4.0	1.6	0.4	5,350	3.6	15,198	8.3	2.8	4.5
2012	4,138	10.3	9,198	4.5	1.5	-6.7	5,996	12.1	16,818	10.7	2.8	-1.3
2013	4,416	6.7	9,505	3.3	1.5	0.4	6,171	2.9	17,391	3.4	2.8	0.5

Source: BPS, (2013)

Appendix A2

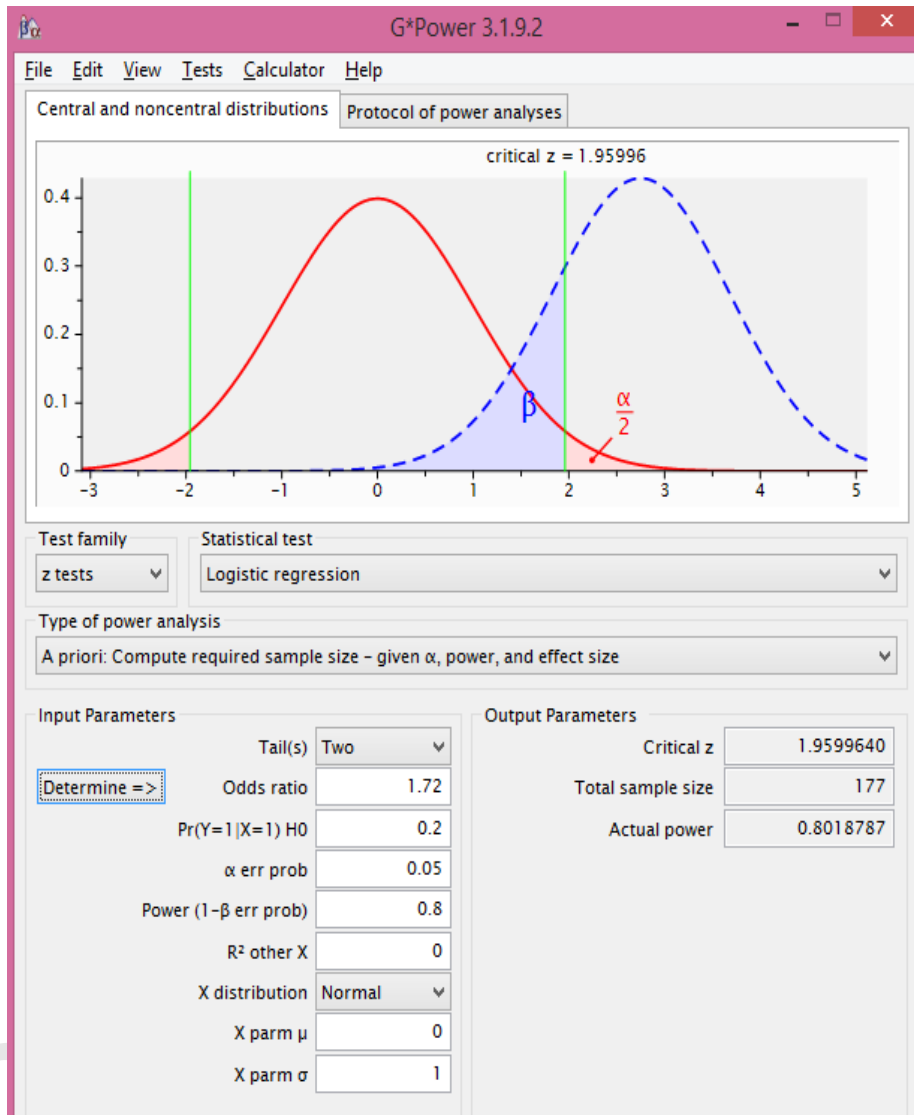
Indonesia: Palm Oil Production ('000 tons), 1980-2012

Year	('000) tons	RoG (%)
1980	721.2	-
1981	800.1	10.9
1982	886.8	10.8
1983	983.0	10.8
1984	1,147.2	16.7
1985	1,243.4	8.4
1986	1,350.7	8.6
1987	1,506.1	11.5
1988	1,713.3	13.8
1989	1,965.0	14.7
1990	2,412.6	22.8
1991	2,657.6	10.2
1992	3,266.3	22.9
1993	3,421.4	4.8
1994	4,008.1	17.1
1995	4,479.7	11.8
1996	4,898.7	9.4
1997	5,385.5	9.9
1998	5,902.2	9.6
1999	6,011.3	1.8
2000	7,000.5	16.5
2001	8,396.5	19.9
2002	9,622.3	14.6
2003	10,440.8	8.5
2004	10,830.4	3.7
2005	11,861.6	9.5
2006	17,350.8	46.3
2007	17,664.7	1.8
2008	17,539.8	-0.7
2009	19,324.3	10.2
2010	19,760.0	2.3
2011	21,449.0	8.5
2012	23,672.0	10.4

Source: FAOStat, (2013)

Appendix A3

Power Analysis



Appendix A4



Farmers' Level of Knowledge and Perception towards Empowerment Program In Jambi, Indonesia

The Institute of Agriculture and Food Policy Studies, Universiti Putra Malaysia with the cooperation of the French Agricultural Research Centre for International Development (CIRAD) are carrying the above study. The purpose of this study is to examine the prospect of empowering the smallholder under the guidance of the YSJ.

By continuing this interview session, you have agreed to participate in this survey voluntarily as well as providing answers to our set of data. Your participation is on a voluntarily basis. All information undertaken in this survey is treated CONFIDENTIAL and will be KEPT and PROTECTED. Your response is important to our study and your participation is greatly appreciated. Thank you.

If you need some clarification or further information, please contact us. Your participation and cooperation in the success of this questionnaire is greatly appreciated, thank you.

<p>Fatimah Mohamed Arshad (Prof. Datin Dr) Chair person Institute of Agriculture and Food Policy Studies Universiti Putra Malaysia 43400 UPM Serdang, Selangor, Malaysia Tel : +603-89471070 : +603-89432611 fatima@upm.edu.my</p>	<p>Novyandra Ilham Bahtera Graduate Student Institute of Agriculture and Food Policy Studies Universiti Putra Malaysia 43400 UPM Serdang, Selangor, Malaysia Tel :+6282284486280/+60166892623 Email:novyandra.ib@gmail.com Faks : Email :</p>
<p>Date :1 Sept 2014</p>	

Respondent's	Name
: _____	
Village	
: _____	
Starting time of interview : _____ Finishing time of interview:	

Note :	

PART A: Socio-Economic Profile

A1: Information about household

[Definition of household: it comprises of both family members and non-family members who stay together and income, expenditure for food and other daily life's necessities. It also includes family member(s) (ex: son/daughter) who do/does not stay together with the family.

- (1) Tribe (mark): 1.Melayu 2.Jawa 3.Bugis 4. Others:
(specify.....)
- (2) Religion: Islam 2.Catholic Christian .Protestant Christian
 Hinduism 5.idhaism

(3) Socio-economic profile and composition of the household's content: include family member(s) (ex: son/daughter) who do/does not stay together anymore.

Relationship with the Head of Household (A)	Family members who does/do not stay together anymore (B) mark (√)	Gender (M/F) (C)	Age (year) (D)	Level of Education (Code) (E)	Marital Status (Code) (F)	Occupation		Number of year(s) of having effort on the oil palm cultivation (year/s) (I)
						Main (G)	Other (H)	
Head of Household								

Note: Column E: code of level of education; -no formal education, 2-Elementary School, 3- Primary School, 4- Senior High School 5-Diploma, 6- Scholar
 Column F: Code of marital status; 1- Married, 2-Widower/Widow

Part B: Plantation Information

B1: Plantation Structure

Types of plant (A)	Harvestable Area (ha) (B)	land ownership (D)	Type of farmer (code) (E)	Access to Agriculture input (F)	Time spent on plantation (day/month) (G)
1. 2.	1. 2.				

Code of Column D: 1. Own-self; 2. Rent

Code of Column E: 1. small-scale owner-cultivators; 2. tenants, either renters or sharecroppers; 3. Agricultural laborer

B2: Loan

Loan (Rp) (A)	term of the loan (B)	Interest rate (C)	financing institutions (D)

B3: Plantation Management

Whether you work in the plantation? (A)	Time spent in the plantation's activity (day/month) (C)	Time spent in the plantation's activity (month/year) (D)	Location purchase of seeds Code* (E)	Cost of sow pesticide per year (Rp/ha) (G)	Wages' harvest (Rp/ton) (H)
				Rp.	Rp.

Code Column A: 1. Yes; 2. No Code E: 1. PPKS; 2. external agents; 3. General Estate of Jambi Province

B 4: Production input costs

production inputs	Year	Total			
	2012/2013	Price	Unit	Quantity	Rp
	Quantity bag / box				
a. Dolomite fertilizer					
b. Urea fertilizer					
c. Ponska fertilizer					
d. Gramoxone toxins					

B5: Activities beside Plantation

Types of activities (A)	time spent (month/year) (C)	Experience (year[s]) (D)	Total of worker(s), if any (E)

Code Column A: 1. Self-Employed; 2. Waged-Employed; 3. Others, Specify _____

Part C: Income

C1: Plantation Income per month

Harvesting (Time [s]/ month) (A)	Harvesting results (ton) (B)	Selling price per ton (Rp) (C)	Market price per ton (Rp) (D)	Total gross income (Rp) (E)	To whom sell FFB and the percentage (%) of it Code (F)
		Rp	Rp		

Code Column F: 1. Middlemen; 2. processing factory of FFB (with contract); 3. Other, please specify _____

Code Column G: 1. The closest to the field; 2. Offer price; 3. Following farmer groups; 4. Other, specify _____

C2: Non Farm Income

Source of Income (A)	Average income (Rp/month) (B)	Average income (Rp/year) (C)	Note (D)
1			
2			

Code Column A: 1. Self-Employed; 2. Wage-Employed; 3. Others, Specify _____

Part F. Intervention of YSJ on the Effort of Empowering Farmers and Farmer Groups

F1. The main activities of NGO toward the farmers

Mark (1) for yes or (2) for no

- 1. Assistance farmers and groups
- 2. GAP Training
- 3. Plantation fertilizer training
- 4. Nursery training
- 5. the use of pesticides and handling of waste pesticide training
- 6. Harvest training
- 7. The opening of the plantation training
- 8. Institutional training
- 9. Group dynamics training
- 10. Management training
- 11. Archiving training
- 12. Financial training

<input type="checkbox"/>
<input type="checkbox"/>
<input type="checkbox"/>
<input type="checkbox"/>
<input type="checkbox"/>
<input type="checkbox"/>
<input type="checkbox"/>
<input type="checkbox"/>
<input type="checkbox"/>
<input type="checkbox"/>
<input type="checkbox"/>
<input type="checkbox"/>

F2. The level of frequency of YSJ provides extension and training

- | | | | | | | |
|-------|----------------|--------------------|---------------------|-------------------|-----------------|--------------------|
| 1 | 2 | 3 | 4 | 5 | 6 | 7 |
| Never | Once in a year | Once in four month | Once in three month | Once in two month | Once in a month | 20 days in a month |

1. Assistance farmers and groups	1	2	3	4	5	6	7
2. GAP Training	1	2	3	4	5	6	7
3. Plantation fertilizer training	1	2	3	4	5	6	7
4. Nursery training							
5. the use of pesticides and handling of waste pesticide training	1	2	3	4	5	6	7
6. Harvest training	1	2	3	4	5	6	7
7. the opening of the plantation training	1	2	3	4	5	6	7
8. Institutional training	1	2	3	4	5	6	7
9. Group dynamics training	1	2	3	4	5	6	7
10. Management training	1	2	3	4	5	6	7
11. Archiving training	1	2	3	4	5	6	7
12. Financial training	1	2	3	4	5	6	7

13. When was the last visit of YSJ at this village?

Part G. Knowledge on Good Agricultural Practices

Put a (√) in accordance with the level of your agreement to the following statements:

1 2 3 4 5
strongly disagree Disagree Between agree and disagree Agree Strongly agree

1. Caring the environment can have positive impact on health	1	2	3	4	5
2. drainage, terracing on oil palm plantations can minimize damage to the soil	1	2	3	4	5
3. I have to avoid erosion (soil erosion) on the river bank	1	2	3	4	5
4. A good fertilization procedures improve the productivity of FFB	1	2	3	4	5
5. I have known how to select the good quality of seeds	1	2	3	4	5
6. Total spray of pesticide has a negative impact on the oil palm plantation	1	2	3	4	5
7. Excessive use of pesticides can have a negative impact on health	1	2	3	4	5
8. To achieve optimal harvest of FFB, nutrient adequacy must be considered	1	2	3	4	5
9. To achieve optimal harvest of FFB, midrib number must be controlled	1	2	3	4	5
10. Soil moisture conditions are one of the factors in determining the optimal harvest of FFB	1	2	3	4	5
11. I understand that land clearing should take into account the location of the springs	1	2	3	4	5
12. without burning the land is one of the good way to clear the land	1	2	3	4	5

Part H. Farmer Groups' Activities

Put a (√) in accordance with the level of your agreement to the following statements:

1 2 3 4 5
strongly disagree Disagree Between agree and disagree Agree Strongly agree

1. In the organization, it is necessary to have similarities between my goals and farmer groups' goals	1	2	3	4	5
2. I usually communicate with the group members to meet our interest	1	2	3	4	5
3. Each member interdependent in fulfilling business needs	1	2	3	4	5
4. Through well-organized farmer groups, I believe that we can improve the quality of life	1	2	3	4	5
5. Through farmer groups, we can learn some of the skills of each member	1	2	3	4	5
6. Through farmer groups, I will gain more knowledge about the manner of good agricultural practices	1	2	3	4	5
7. farmer groups obtain permission to sell FFB directly (without middleman) to the FFB-processing factory (mills)	1	2	3	4	5
8. The sales of FFB is coordinated by farmer groups so that farmers get a purchase order for farmer groups archiving	1	2	3	4	5
9. Members of farmer groups can improve income due to have bargain position with mills	1	2	3	4	5
10. It is through farmer groups that members are able to help each other	1	2	3	4	5

Part I. Economic Empowerment

Put a (√) in accordance with the level of your agreement to the following statements:

1 2 3 4 5
 strongly disagree Disagree Between agree and disagree Agree Strongly agree

1. my farming activity is economically supported by farmer groups	1	2	3	4	5
2 I am able to buy subsidized fertilizer of the government through farmer groups in installment system	1	2	3	4	5
3 I am able to loan money on farmer groups when I need the help of venture capital	1	2	3	4	5
4 I am able to sell FFB at the market price to the mills so that my income increases	1	2	3	4	5
5. I get the ease of production facilities through farmer groups so I am able to increase the productivity of FFB	1	2	3	4	5
6. Share of net income (SHU) at farmer groups is able to improve people's economic condition at village	1	2	3	4	5
7 Overall, my economic conditions increase due to my involvement with farmer groups	1	2	3	4	5

Part J. local NGO performance

Put a (√) in accordance with the level of your agreement to the following statements:

1 2 3 4 5
 strongly disagree Disagree Between agree and disagree Agree Strongly agree

1 YSJ is one of the institutions that could bring awareness to farmers on good agricultural practices	1	2	3	4	5
2 Farmers' empowerment Program of YSJ is in accordance with the necessities of farmers	1	2	3	4	5
3. Farmers' empowerment program of YSJ is easily followed by farmers	1	2	3	4	5
4. The companion on farmers' empowerment program of YSJ is friendly by interacting with farmers	1	2	3	4	5
5. I get enough knowledge about good agricultural practices through farmers' empowerment program by YSJ	1	2	3	4	5
6 I get a strong result of the strong of farmer groups due to farmers' empowerment program by YSJ	1	2	3	4	5
7 I get an increase in well-being as a result of farmers' empowerment program by YSJ	1	2	3	4	5

PART K: Final Comments and Feedback

1. At this time, I usually do _____

2. In the future, I want to participate again to a similar survey: 1. Yes
2. No
3. Possibly

3. My comment(s)/suggestion(s) on your research is/are _____

4. My comment(s)/suggestion(s) on how to improve farmers' empowerment program by YSJ

Once again, thank you very much for your time

Appendix B1

Factor analysis: Principal Component Analysis

KMO and Bartlett's Test, Total Variance Explained and Scree Plot

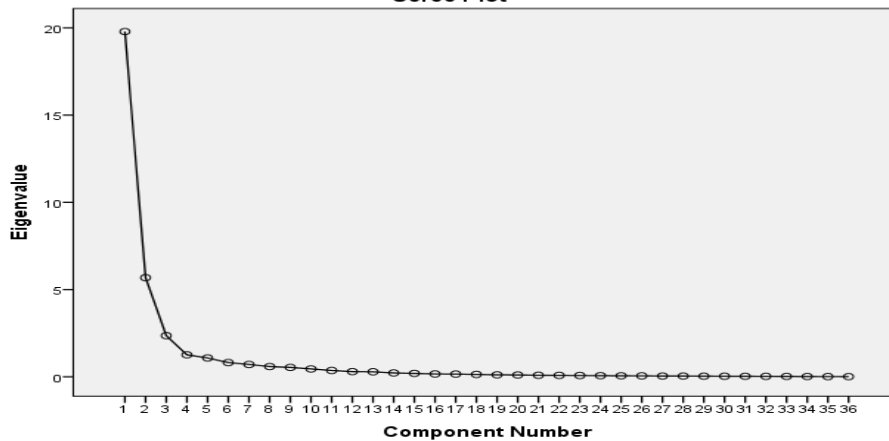
KMO and Bartlett's Test

Kaiser-Meyer-Olkin measure of sampling adequacy		.941
Bartlett's test of sphericity	Approx. χ^2	11892
	Df	630
	Significance	$P < .000$

Total Variance Explained

Factors	Initial Eigenvalues		
	Total	% of Variance	Cumulative %
1	19.8	55%	55%
2	5.7	15.8%	70.8%
3	2.4	6.6%	77.4%
4	1.3	3.5%	80.9%
5	1.1	3%	83.9%

Scree Plot



Appendix B2

Comparison of eigenvalues between PCA and parallel analysis

Factor number	Actual eigenvalue from PCA	Criterion value from parallel analysis	Decision
1	19.8	1.9	Accepted
2	5.7	1.8	Accepted
3	2.4	1.7	Accepted
4	1.3	1.6	Rejected
5	1.1	1.6	Rejected

Appendix B3

Factor Analysis: Principal Component Analysis

Rotation Results: Kaiser Criterion

Component Matrix

Statements of the Questionnaire	Factor				
	1	2	3	4	5
members are able to help each other to improve our social, economic and environmental condition	.92				
Ability to get ease of production facilities in farmers group	.92				
ability to buy subsidy fertilizer through farmer groups	.92				
We can learn some of skills each member in farmer groups	.92				
The sales of FFB is coordinated by farmer groups	.91				
we can improve the quality of life in farmer groups	.91				
I will gain more knowledge about the manner of good agricultural practices in farmer groups	.91				
I usually communicate with the members of farmer groups	.91				
Improving income due to farmers group has bargaining-position ability with mills	.91				
Each member of farmers group interdependent in fulfilling business needs	.90				
I have the ability to loan money on farmer groups	.90				
farmer groups obtain permission to sell FFB directly	.90	-.32			
Having similarities between my goals and farmer groups' goals	.89				
my farming activity is supported by farmer groups	.89				
Overall, my Economic condition increases or better by involving the activities in farmers group	.88				
midrib number must be controlled	.55	.50	.42		
drainage minimize damage to the soil	.32	.75		-.31	
Caring Environment have positive impact on my health	.38	.75			
Avoid erosion in the surrounding area of my oil palm plantation	.40	.75			
Using proper fertilizer on plantation can improve quantity and quality of FFB	.50	.69			
Nutrient adequacy must be considered to improve the quantity and quality of FFB	.54	.68			
Total spray has negative impact on the quality of oilpalm plantation	.59	.63			
Excessive use of pesticide has the negative impact on health	.57	.62			
Soil moisture conditions are one of the factors in determining the optimal harvest of FFB	.54		.58	.37	
ability to sell FFB at market price	.58				.67

Appendix B4

Factor Analysis: Principal Component Analysis

Rotation Results: Oblimin with Kaiser Criterion

Component Correlation Matrix

Component	1	2
1	1.0	.4
2	.4	1.0

Appendix B5

Factors, items, and Cronbach's alpha

Factors	Items	Cronbach's alpha
(1) ACTIVITIES	<i>OBPR, CRDNTD, SBSB, MRKNW, FAC, LRSK, INRDPNDT, HLP, QLLF, BRPS, GOAL, COM, LN, SPRT, and ECOINC</i>	.99
(2) KNOWLEDGE	<i>ECOINC, AVER, CRENV, MINDMG, GDFERT, NUTAD, TOTSP, EXPES</i>	.95

BIODATA OF STUDENT

Novyandra Ilham Bahtera is a MSc candidate in the program entitled Agricultural Development Policy at the Institute of Agricultural and Food Policy Studies, Universiti Putra Malaysia and has achieved his BBA in Financial Management at Bung Hatta University, Indonesia. Novyandra has developed a particular interest in Empowerment and community development study. He has examined the knowledge and the perception of farmers towards empowerment program in Jambi, Indonesia.



LIST OF PUBLICATIONS

Novyandra Ilham Bahtera, Fatimah Mohamed Arshad,& Shaufique Fahmi Sidique(2015).Socio-economic profile and perceptions of smallholders towards empowerment program in Tanjung Jabung Barat, Indonesia.*Proceedings of the 5th Business, Economics and Communications International Conference: Moving ASEAN + 3 and AEC forward beyond 2015*organized by the Faculty of Business, Economics, and Communications, Naresuan University, Thailand, 17-18 August.pp: 115-123.

Novyandra Ilham Bahtera &Fatimah Mohamed Arshad (2015).The relationship between the socio-economic profile and perception of smallholders towards empowerment program in Tanjung Jabung Barat, Jambi, Indonesia.*Proceedings of International Conference on Social, Economics and Culture: Developing Countries Readiness towards Global Competition* organized by Center for Islamic Economics Studies, Sebelas Maret University, Indonesia, 8 September 2015.pp: 52.

Novyandra Ilham Bahtera, Fatimah Mohamed Arshad, Shaufique Fahmi Sidique, Marcel Djama & Asnarulkhadi Abu-Samah. (2016). The determinants of participation in empowerment programs in Jambi Province, Indonesia. *Asia Pacific Journal of Advanced Business and Social Studies*, 2 (2), 54-550.



UNIVERSITI PUTRA MALAYSIA

STATUS CONFIRMATION FOR THESIS / PROJECT REPORT AND COPYRIGHT

ACADEMIC SESSION : _____

TITLE OF THESIS / PROJECT REPORT :

FARMERS' LEVEL OF KNOWLEDGE AND PERCEPTION TOWARDS EMPOWERMENT
PROGRAM IN JAMBI, INDONESIA

NAME OF STUDENT: NOVYANDRA ILHAM BAHTERA

I acknowledge that the copyright and other intellectual property in the thesis/project report belonged to Universiti Putra Malaysia and I agree to allow this thesis/project report to be placed at the library under the following terms:

1. This thesis/project report is the property of Universiti Putra Malaysia.
2. The library of Universiti Putra Malaysia has the right to make copies for educational purposes only.
3. The library of Universiti Putra Malaysia is allowed to make copies of this thesis for academic exchange.

I declare that this thesis is classified as :

*Please tick (v)

CONFIDENTIAL

(Contain confidential information under Official Secret Act 1972).

RESTRICTED

(Contains restricted information as specified by the organization/institution where research was done).

OPEN ACCESS

I agree that my thesis/project report to be published as hard copy or online open access.

This thesis is submitted for :

PATENT

Embargo from _____ until _____
(date) (date)

Approved by:

(Signature of Student)
New IC No/ Passport No.:

(Signature of Chairman of Supervisory Committee)
Name:

Date :

Date :

[Note : If the thesis is CONFIDENTIAL or RESTRICTED, please attach with the letter from the organization/institution with period and reasons for confidentially or restricted.]