



***EFFECTS OF HEALTH AND ENVIRONMENTAL CONCERNS ON
CHOICE OF PUBLIC OR PRIVATE TRANSPORTATION***

ABDULLATIF BAZRBACHI

FEP 2015 32



**EFFECTS OF HEALTH AND ENVIRONMENTAL CONCERNS ON
CHOICE OF PUBLIC OR PRIVATE TRANSPORTATION**

By

ABDULLATIF BAZRBACHI

**Thesis Submitted to the School of Graduate Studies, University Putra Malaysia,
in Fulfilment of the Requirements for the Degree of Master of Science.**

May 2015

COPYRIGHT

All material contained within the thesis, including without limitation text, logos, icons, photographs and all other artwork, is copyright material of Universiti Putra Malaysia unless otherwise stated. Use may be made of any material contained within the thesis for non-commercial purposes from the copyright holder. Commercial use of material may only be made with the express, prior, written permission of Universiti Putra Malaysia.

Copyright © Universiti Putra Malaysia



DEDICATION

This research is dedicated to my beloved parents;

Abdul Monem Bazerbachi, and Maha Abodan.



COPYRIGHT

UPM

Abstract of thesis presented to the Senate of Universiti Putra Malaysia in Fulfilment
of the requirement for the degree of Master of Science

**EFFECTS OF HEALTH AND ENVIRONMENTAL CONCERNS ON
CHOICE OF PUBLIC OR PRIVATE TRANSPORTATION**

By

ABDULLATIF BAZRBACHI

May 2015

Chairman: Assoc. Prof. Shaufique Fahmi bin Ahmad Sidique, PhD
Faculty : Economics and Managements

Klang Valley is the economic nerve center of Malaysia. In 2010 the population in Klang valley reached 6.3 million, and it continue increasing until it reached 7.2 million in 2013. As a result, the transportation sector in this region has grown rabidly, leading to an increase in the level of air pollution constituting up to 68.5% of total air pollution in the country. This study aims to estimate the value of air pollution emitted via transportation in Klang Valley region by focusing on residents who have experienced the current level of air pollution as they contribute to the same via daily commuting choice. In other words, this study focuses on private vehicle drivers who use their vehicles in their daily commuting.

To achieve this target, this study used the non-market valuation technique, namely the contingent valuation method (CVM) to estimate Klang Valley residents' economic value to reduce the current level of air pollution, produced by the vehicle emissions, by estimating their economic value to continue commuting via private vehicles. This generates information on their mean willingness to pay beyond which they might prefer to switch to public transport commuting mode to reduce associated health and environment effect.

The result from this study shows that the current private car user are willing to pay as much as RM 4.988 per future daily trip to work, in addition to their current commuting cost to maintain the status-quo. Bid value, Gender, Age, Public transportation efficiency, Health index, and income level were found to be significant in this study. Meanwhile, level of education and the air pollution concerns were founds not to be significant. Moreover, this study adopted the theory of planned behaviour (TPB) to determine the respondents attitudes towards the public transportation system. We found that the majority of the respondents have no positive attitude towards public transportation mode. In addition, we found that 56% of the respondents' subjective norm (perception about the view of acquaintances) are against and do not support the idea of using public transportation mode. Furthermore, respondents' "Perceived Behavioural Control" shows that about 46% have enough resources and experiences to voluntarily switch to the use of public transportation

alternative. Finally, we provide an estimation of commuters' aggregate welfare gain in each of Selangor state and Wilayah Persekutuan state. The aggregate welfare gain respectively computed for these state are equal to RM 3,725,113.02 and RM 12,362,606.8.

This finding will aid future policy direction on transport taxing and pricing in reducing the health and environmental impact of air pollution from transportation. Generally, we found that the higher the respondents' income level, the higher their willingness to pay to maintain the status quo. However, this study does not report the respective economic worth of each attributes associated with private vehicle commuting option. Thus, future research direction on such is recommended for consideration by subsequent studies.



Abstrak tesis yang dikemukakan kepada Senat Universiti Putra Malaysia sebagai memenuhi keperluan ijazah Master Sains

PENGARUH KEPEDULIAN-KEPEDULIAN KESIHATAN DAN LINGKUNGAN TERHADAP PILIHAN TRANSPORTASI AM ATAU PERIBADI

Oleh

ABDULLATIF BAZRBACHI

Mei 2015

Pengerusi: Profesor Madya Shaufique Fahmi bin Ahmad Sidique , PhD
Fakulti : Ekonomi dan Pengurusan

Lembah Klang merupakan nadi ekonomi Malaysia. Pada tahun 2010 penduduk di Lembah Klang mencecah seramai 6.3 juta orang, dan ia terus meningkat sehingga mencecah 7.2 juta pada tahun 2013. Akibatnya, sektor pengangkutan di rantau ini telah berkembang dengan pesat, yang membawa kepada peningkatan dalam tahap pencemaran udara yang membentuk sehingga 68.5% daripada jumlah pencemaran udara di negara ini. Kajian ini bertujuan untuk menganggarkan nilai pencemaran udara yang dikeluarkan melalui pengangkutan di kawasan Lembah Klang dengan memberi tumpuan kepada penduduk yang telah mengalami tahap semasa pencemaran udara kerana mereka menyumbang kepada yang sama, melalui pilihan cara perjalanan ulang-alik setiap hari. Dalam erti kata lain, kajian ini memberi tumpuan kepada pemandu kenderaan persendirian yang menggunakan kenderaan mereka dalam perjalanan ulang-alik mereka setiap hari.

Bagi mencapai sasaran ini, kajian ini menggunakan teknik penilaian bukan pasaran, iaitu Kaedah Penilaian Kontingen (CVM) untuk menganggarkan nilai ekonomi agar mengurangi tingkat polusi udara saat ini, yang dikeluarkan oleh emisi-emisi kenderaan, dengan mengestimasi nilai ekonomi mereka untuk terus berulang-alik dengan kenderaan persendirian. Ini dapat menjana maklumat mengenai min kesanggupan mereka untuk membayar (digunakan sebagai anggaran konservatif kesanggupan untuk menerima) lebih yang mana, mungkin mereka suka untuk beralih ke mod cara berulang-alik dengan menggunakan pengangkutan awam bagi mengurangkan kesan berkaitan dengan kesihatan dan alam sekitar.

Hasil daripada kajian ini menunjukkan bahawa pengguna kereta persendirian semasa akan memerlukan kesanggupan untuk membayar sebanyak RM 4,988 bagi setiap perjalanan untuk bekerja setiap hari di masa hadapan, sebagai tambahan kepada kos perjalanan ulang-alik semasa mereka bagi mengekalkan keadaan sedia ada. Nilai tawaran, jantina, usia, efisiensi transportasi am, indeks kesihatan, dan tingkat pendapatan ditemukan ialah signifikan pada kajian ini. Sementara itu, tingkat pendidikan dan kepedulian-kepedulian terhadap polusi udara ditemukan tidak

signifikan. Selanjutnya, kajian ini mengadopsi pada *theory of planned behaviour* (TPB) untuk menentukan sikap-sikap responden terhadap sistem transportasi am. Kami menemukan bahwa majoriti daripada responden tidak memiliki sikap-sikap positif terhadap sistem transportasi am. Sebagai tambahan, kami menemukan bahawa 56% daripada norma subjektif responden (persepsi mengenai pandangan daripada orang-orang dekat) ialah menentang dan tidak mendukung ide daripada penggunaan sistem transportasi am. Selanjutnya, "Perceived Behavioral Control" daripada responden menunjukkan bahawa sekitar 46% memiliki cukup sumber daya-sumber daya dan pengalaman-pengalaman untuk secara sukarela menukar kepada penggunaan daripada transportasi am alternatif. Terakhir, kami menyediakan suatu estimasi daripada keuntungan kesejahteraan agregat bagi setiap pengemudi di Negeri Selangor dan Wilayah Persekutuan Masing-masing keuntungan kesejahteraan agregat terhitung untuk negeri-negeri ini ialah RM 3,725,113.02 dan RM 12,362,606.8.

Dapatan ini akan membantu hala tuju dasar masa hadapan ke atas cukai dan harga pengangkutan dalam mengurangkan kesan pencemaran kepada kesihatan dan alam sekitar daripada pengangkutan. Secara umumnya, kami mendapati bahawa lebih tinggi tahap pendapatan responden, maka lebih tinggi kesanggupan mereka untuk membayar bagi mengekalkan keadaan sedia ada. Walau bagaimanapun, kajian ini tidak melaporkan nilai ekonomi masing-masing bagi setiap sifat yang berkaitan pilihan cara perjalanan ulang-alik dengan kenderaan persendirian. Justeru itu, hala tuju penyelidikan pada masa hadapan ke atas perkara ini adalah disyorkan untuk dipertimbangkan oleh kajian seterusnya.

ACKNOWLEDGEMENT

All thanks and praises are due to no other than Almighty Allah, Who has granted me the privilege of sustenance until date. The completion of this thesis was made possible via invaluable supports granted by many. I would like to thank all the people who contributed in some way to the work described in this thesis. First and foremost, I would like to thank my supervisor Assoc. Prof. DR. Shaufique Fahmi bin Ahmad Sidique for all the efforts and supports that he gave to me. My gratitude extends to all the members of my supervisory committee; Prof. Datuk Mad Nasir Shamsudin, and Assoc. Prof. Alias Radam for their patience and continuous supports during my study. Special thanks go to Prof. Datuk Mad Nasir Shamsudin for giving me the opportunity to work under his supervision in the project that this thesis is part of. The project, which is titled; “Health and environmental impacts of air pollution from transportation in Malaysia: Policy scenario and Exploring their value”, has a designated project number; “9357700”.

During the course of my stay in UPM, I have had a lot of moments and memories that I would never forget. Special thanks goes to Dr.Sara Kaffachi for the academic support she had rendered during the course of my research. My gratitude also goes to all my postgraduate student colleagues, I do very much appreciate the moments we have spent together.

Besides, studying as an international student gave me the opportunity to make diverse friends from all over the world. But more importantly, I got new brothers and sisters who stood up for me whenever I needed them. Speaking of brothers, there is no way not to mention Shehu Othman Adam, Omar Ghazal and Rami Kheir who were there for me since ever, and I know they will be there forever.

Finally, But most importantly of all, I am praying to Allah to reward my family, my parents, Abdul Monem BazerBachi and Maha Abodan. I pray that their endless love and sacrifice, which made me what I am today, cannot be commensurately compensated. Only Allah can reward you enough. This is the like of supports I have also received from my siblings; Batul, Subhi, Waseem, and their families. Alhamdulillah for having such great family.

I certify that a Thesis Examination Committee has met on 20 May 2015 to conduct the final examination of Abdullatif Bazrbachi on his thesis entitled "Effects of Health and Environmental Concerns on Choice of Public or Private Transportation" in accordance with the Universities and University Colleges Act 1971 and the Constitution of the Universiti Putra Malaysia [P.U.(A) 106] 15 March 1998. The Committee recommends that the student be awarded the Master of Science.

Members of the Thesis Examination Committee were as follows:

Abdul Rahim bin Abdul Samad @ Iammi, PhD


Senior Lecturer
Faculty of Economics and Management
Universiti Putra Malaysia
(Chairman)

Khalid bin Abdul Rahim, PhD

Professor
Faculty of Economics and Management
Universiti Putra Malaysia
(Internal Examiner)

Norlida Hanim binti Mohd Salleh, PhD

Associate Professor
Universiti Kebangsaan Malaysia
Malaysia
(External Examiner)



ZULKARNAIN ZAINAL, PhD
Professor and Deputy Dean
School of Graduate Studies
Universiti Putra Malaysia

Date: 17 June 2015

This thesis was submitted to the Senate of University Putra Malaysia and has been accepted as fulfilment of the requirement for the degree of Master of Science. The members of the Supervisory Committee were as follows:

Shaufique F. Siddique, PhD

Assistant Professor
Faculty of Economics and Management
Universiti Putra Malaysia
(Chairman)

Mad Nasir Shamsudin, PhD

Professor
Faculty of Environmental Studies
Universiti Putra Malaysia
(Member)

Alias Radam, PhD

Associate Professor
Faculty of Economics and Management
Universiti Putra Malaysia
(Member)

BUJANG BIN KIM HUAT, PhD

Professor and Dean
School of Graduate Studies
Universiti Putra Malaysia

Date:

Declaration by graduate student

I hereby confirm that:

- this thesis is my original work
- quotations, illustrations and citations have been duly referenced
- the thesis has not been submitted previously or concurrently for any other degree at any institutions
- intellectual property from the thesis and copyright of thesis are fully-owned by Universiti Putra Malaysia, as according to the Universiti Putra Malaysia (Research) Rules 2012;
- written permission must be owned from supervisor and deputy vice –chancellor (Research and innovation) before thesis is published (in the form of written, printed or in electronic form) including books, journals, modules, proceedings, popular writings, seminar papers, manuscripts, posters, reports, lecture notes, learning modules or any other materials as stated in the Universiti Putra Malaysia (Research) Rules 2012;
- there is no plagiarism or data falsification/fabrication in the thesis, and scholarly integrity is upheld as according to the Universiti Putra Malaysia (Graduate Studies) Rules 2003 (Revision 2012-2013) and the Universiti Putra Malaysia (Research) Rules 2012. The thesis has undergone plagiarism detection software

Signature: _____ Date: _____

Name and Matric No.: Abdullatif Bazrbachi GS34111

Declaration by Members of Supervisory Committee

This is to confirm that:

- the research conducted and the writing of this thesis was under our supervision;
- supervision responsibilities as stated in the Universiti Putra Malaysia (Graduate Studies) Rules 2003 (Revision 2012-2013) were adhered to.

Signature: _____
Name of
Chairman of
Supervisory
Committee: _____

Signature: _____
Name of
Member of
Supervisory
Committee: _____

Signature: _____
Name of
Member of
Supervisory
Committee: _____

TABLE OF CONTENTS

	Page
ABSTRACT	i
ABSTRAK	iii
AKNOWLEDGEMENT	v
APPROVAL	vi
DECLARATION	viii
LIST OF TABLES	xii
LIST OF FIGURES	xiii
LIST OF ABBREVIATIONS	xiv
CHAPTER	
1 INTRODUCTION	1
1.1 Study Background	1
1.1.1 Air pollution and transportation	1
1.1.2 Causes of air pollution from motor vehicles	2
1.1.3 Health effects of Air pollution	3
1.1.4 Study area description	3
1.2 Problem Statement	10
1.3 Objectives of the Study	11
1.4 Significance of the Study	11
1.5 Organization of Thesis	12
2 LITERATURE REVIEW	13
2.1 Total Economic Values:	13
2.1.1 Use Values	15
2.1.2 Non Use-Values	15
2.2 Economic valuation and Non-market goods	16
2.2.1 Revealed preference	17
2.2.2 Stated preference	17
2.3 Measurement of economic value for non-markets goods and services	23
2.3.1 Welfare measurements	24
2.4 Theory of Planned Behavior	26
2.5 CVM Empirical Studies	27
2.5.1 Sample size	29
2.5.2 Survey methods and elicitation mode	31
2.5.3 WTP, Its Determinants and Payment Vehicle	32
2.6 Behavioural related studies	34
3 METHODOLOGY	35
3.1 Econometric Specification for Contingent Valuation Model	35
3.1.1 Bid Value Determination and Respondents' Reference in Economic Valuation	36
3.1.2 Variables and CVM Model Specification	37
3.2 Survey Design	38
3.2.1 Sample Frame	38

3.2.2	Sample Size Determination	39
3.2.3	Sampling Method	40
3.2.4	Survey Mode	42
3.2.5	Sampling Unit	42
3.3	Questionnaire Structure	42
3.3.1	Attitudinal and Perception Questions	43
3.3.2	Theory of Reasoned Action/Planned Behavior	44
3.4	Interviewers' Training	45
3.5	Pre-Survey Analysis and Final Questionnaire Refinement	45
4	RESULT AND DISCUSSIONS	46
4.1	Descriptive Analysis	46
4.1.1	Socioeconomic Characteristics of Respondents	46
4.1.2	Respondents' perspectives and attitudes towards commuting modes and environment:	47
4.2	Contingent Valuation Estimation Result	53
4.3	Binary Logit Regression for the CVM Model	54
4.4	Discussion of Regression Results	56
4.4.1	Pseudo R ² for Model Fit	56
4.4.2	Estimated Parameter Coefficients	57
4.4.3	Estimation of Commuters' Willingness to Pay	60
4.4.4	Estimation of Commuters' Aggregate Welfare Gain	61
5	SUMMARY AND CONCLUSION	62
5.1	Introduction	62
5.2	Policy Implications	62
5.2.1	Government or Policy Makers	63
5.2.2	Public Transportation Firms	63
5.2.3	Public Transportation Commuters	64
5.3	Limitations of the Study and Recommendation for Future Studies	64
5.4	Conclusion	65
	REFERENCES	67
	APPENDICES	82
	BIODATA OF STUDENT	105

LIST OF TABLES

Table		Page
2.1	Types of choice modeling	23
3.1	Variables specified in the study	38
3.2	Questionnaire items for the determinants of behavioral intention	44
4.2	Respondents' Attitude towards public transportation	48
4.3	Respondents' Subjective Norm towards public transportation	50
4.4	Respondents' PBC towards public transportation	51
4.5	Experienced health symptoms during the last one year	52
4.6	Air pollution concern	52
4.7	Public transportation efficiency	53
4.8	Biding value derterminent	53
4.9	The summary of responses to Valuation Question	54
4.10	The Basic Binary Logit Model Estimated for the Specified Basic CVM Equation	55
4.11	The Extended Binary Logit Model Estimated for the Specified CVM Equation	56
4.12	Aggregate Welfare Gain to Maintain Using Private Passenger Vehicles	61

LIST OF FIGURES

Figure		Page
1.1.	The location map of the Klang Valley	4
1.2	Public Transport User Satisfaction Levels	8
2.1	Total economic value, Source: Munasinghe (1993)	14
2.2	Consumer surplus	24
2.3	Theory of Planned Behavior	26
3.1	Klang Valleys' rail transit map	41
4.1	Reduction in private transportation usage with the increasing in bid value	58
4.2	Commuters' predicted WTP amounts to continue using Private Vehicles	60

LIST OF ABBREVIATIONS

ATT	Attitude
BG	Bidding Game
BI	Behavioural Intention
BV	Bequest Values
CM	Choice Modelling
CNY	Chinese Yuan
CAPI	Computer Assisted Personal Interview
CO	Carbon Monoxide
CO ₂	Carbon Dioxide
COHb	Carboxyhemoglobin
CS	Consumer Surplus
CV	Compensating Variation
CVM	Contingent Valuation Method
DC	Dichotomous Choice
DMC	Direct Cost Method
DUV	Direct Use Values
EV	Equivalent Variation
FGDs	Focus Group Discussions
GHGs	Greenhouse Gases
Hb	Haemoglobin
HCs	Hydrocarbons
HPM	Hedonic Price Method
IUV	Indirect Use Values
LPT	Land Public Transportation
LPTMP	Land Public Transportation Master Plan
NO ₂	Nitrogen Dioxide
NO _x	Oxides of Nitrogen

NOAA	National Oceanic And Atmospheric Administration
NUV	Non-Use Value
O ₃	Ozone
OE	Open Ended
Pb	Lead
PBC	Perceived Behavioral Control
PC	Payment Card
PM	Particulate Matter
RP	Revealed Preference Method
SEK	Swedish Krona
SN	Subjective Norm
SO	Sulfur Oxide
SO ₂	Sulfur Dioxide
SP	Stated Preference Method
SPAD	Suruhanjaya Pengangkutan Awam Darat
TCM	Travel Cost Method
TEV	Total Economic Value
TPB	Theory of Planned Behavior
TRA	Theory of Reasoned Action
UV	Use Value
VOC	Volatile Organic Compounds
VOSL	Value of Statistical Life
WHO	World Health Organization
WTP	Willingness to Pay
WTA	Willingness to Accept
XV	Existence Values

CHAPTER 1

INTRODUCTION

1.1 Study Background

Air pollution describes the existence of certain substances in the atmosphere in excessive quantities that generate undesirable effects on the humans and the environment. Air pollutants could be either gaseous, present in the atmosphere as gases or vapors or in other cases, particulate air pollutants which contain materials in liquid or solid condition suspended in the atmosphere. Millions of people around the world are adversely affected by urban air pollution, which poses significant threat on human health, standard of living, and the environment. Therefore, clean air is considered a very basic requirement of human health. The common air pollutants around the world include gases (such as CO, NO, SO, HC, etc.) and particulate matter (dust, fumes, smoke, etc.), among others. Atmospheric contamination can be classified into two major groups; natural pollutants and anthropogenic pollutants. Pollutants such as dust particles from volcanic disturbances, pollen, and even the salt spray from the oceans and seas, are examples of natural pollutants. Although, there has always been some form of natural atmospheric pollutants contamination on the earth, yet such form of pollutants exist in low concentrations that are usually considered to be harmless.

On the other hand, anthropogenic pollutants are basically caused by human activities. These include such substance as carbon monoxide (CO) and sulfur dioxide (SO₂) emissions from motor vehicles exhausts and from electricity generation. Although, these types of contaminations are usually manageable and controllable, yet, there is virtually no way to avoid the perils of air pollution without causing unrealistic opportunity cost of reduced industrial activities (Callan & Thomas, 2012).

1.1.1 Air pollution and transportation

Accessibility is a key component of well-being and prosperity in the urban societies. However, air pollution did not start to be held as a serious problem until the Industrial Revolution. As a result of the combination of the high rate of population growth, industrial and manufacturing processes, and the motorized transportation system in the nineteenth century, all resulted into a scenario where air pollution becomes a serious concern (Callan & Thomas, 2012). This created controversial malady.

In the last two centuries, the continuous global growth in the economic sector and the social networks and the spatial distribution of the daily activities, has changed the image of the transportation industry. Transportation has become a very important elements and crucial parts of economic growth and development in any community. Meanwhile, transportation causes a complicated dilemma, although it is an important factor of economic growth and social development. Yet, transportation sector

introduce a number of issues that need to be solved and reconsidered. This include noise pollution, accidents, congestion, and most notably air pollution. It was proved from existing data and previous studi that air pollution control are not only necessary and current priority in the local context, but also can present a significant potential to control greenhouse gas emissions.

It is documented that the transport sector consumes around 50% of total oil production worldwide, and about 25% of total commercial energy consumption (Gorham, 2002). Unfortunately, we cannot enjoy the advantages of transportation without dealing with the consequences. There are several types of pollutant released in the atmosphere as a result of fossil fuel combustion in the transportation sector. This has a harmful effect on human health and cause many damages on agriculture and ecosystem. Besides, it aids the increased concentration of greenhouse gases, contributing to the global climate change. In addition, the transportation system contributes to the degradation of urban environment via the delay caused by traffic congestion and the stress from the traffic noise (Gorham, 2002).

1.1.2 Causes of air pollution from motor vehicles

Air pollutants from motor vehicles come from different sources, fuel tank, canister, tail pipe, and carburetor. However, exhaust emissions, which come from the fuel combustion in the engine, is considered as the most important element of air pollution from transportation, and there are a number of factors affecting the amount of that emissions. These include the age of the vehicle and its type of technology, vehicles' maintenance, and finally the atmospheric, climatological and topological conditions.

To begin with, it is obvious that there is a significant positive relationship between the age of the vehicle and the amount of pollutant emissions from a vehicle. Older vehicles are built on older technology, which is not sufficient in fuel combustion as well as the deterioration in its performance because of its age. However, a frequent and proper maintenance is important to any vehicle whether it is old or not. Improper or poor maintenance for the vehicle will result in an increase in the emission due to neglected engine and exhaust.

Increase in the number of vehicles on road or excessive vehicle use is an important factor in transportation analysis. A number of studies in the developed countries have shown that the frequency of vehicles use has a significant impact in increasing the concentration of the CO₂ in the atmosphere (Gorham, 2002).

There are two approaches to reduce pollution from transportation emission which has significant impact on air quality. The first approach entails how to reduce the amount of the emission produced by the vehicle itself. This could consider measures such as the technology used in that vehicle. This could include, among others, fuel technology by improving the specification of the fuel to provide a higher level of fuel combustion with lower emissions. The second approach – which this study will be focusing on – is involves the consideration of behavioural strategies to reduce the air pollution level caused by transportation. This approach seeks to reduce the amount of

vehicular travel undertaken, either by switching to alternative mode which cause a lower pollution to the environment, or by changing the cost associated with the current travel mode.

Behavioural strategies usually focus on future plans rather than focusing on the current situation, that is, it takes more time to change the public behaviour and to introduce new strategies for them.

1.1.3 Health effects of Air pollution

Air pollution is one of the most serious environmental concerns in the urban areas, especially in view of its adverse effect on human health. In 2001, it was estimated that 0.5-1.0 million people prematurely dies each year in developing countries around the world because of air pollution.; This is associated with millions of respiratory cases around the world, which are related to the same reason (Kojima & Lovei, 2001).

Mainly, people get exposed to the transportation pollution in three situations: (a) while they are inside the vehicle; (b) while working or walking close to traffic congested area; and (c) by living in urban neighborhoods where there is a high level of motor vehicle traffic pollution.

Currently, air pollution is considered as a one of the major threats to human health worldwide. According to the World Health Organization (WHO) assessment of burden of diseases related to air pollution, more than 2 million precocious deaths each year can be attributed to the effect of urban outdoor and indoor air pollution. Moreover, more than half of this disease burden is borne by the population in developing countries (Organization, 2002).

1.1.4 Study area description

1.1.4.1 Klang Valley, Malaysia

The Klang Valley region was established in 1973. As shown in Figure 1.1, it comprises the entities of Federal Territory of Kuala Lumpur, Gombak district, Hulu Langat district, Klang district and Petaling district. Klang Valley region spans across approximately 2843 Km². It is a basin located in the south-western part of the Malaysia Peninsular, surrounded by mountains exceeding 1,500 m altitude to the east and by the Straits of Malacca to the west (Azmi et al., 2010; Bin Abas & Simoneit, 1996; Rashid & Ghani, 2011; Sharifi et al., 2006; Vien Leong et al., 2009).

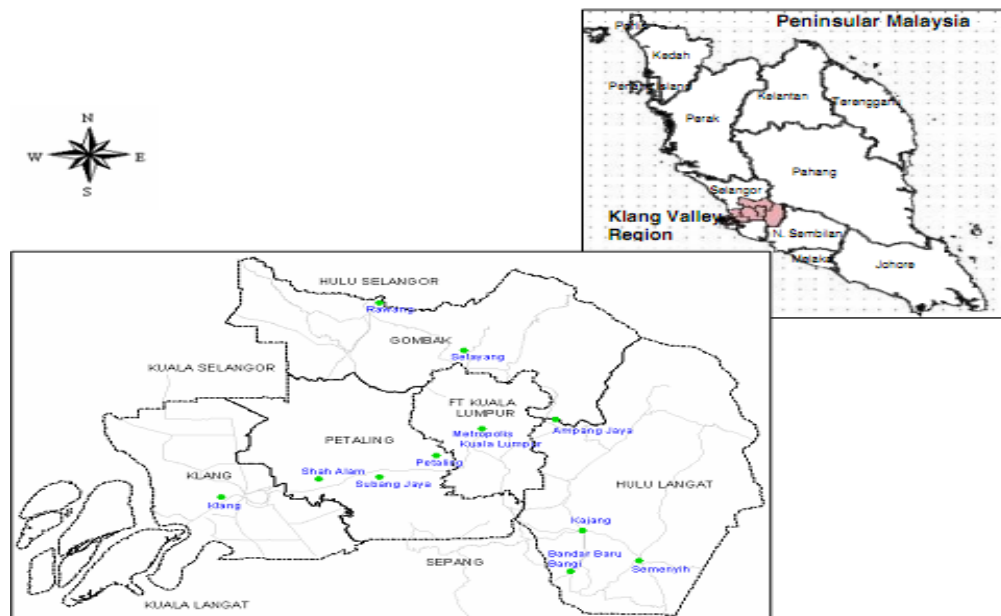


Figure 1.1. The location map of the Klang Valley

Source: (Rashid & Ghani, 2011).

In 2000, the federal territory of Kuala Lumpur had the highest population density in Malaysia with 1269.5 persons per square kilometer, followed by Selangor state with 524.8 per square kilometer (Mohamad & Kiggundu, 2007). In 2012, the federal territory of Kuala Lumpur still supported the highest population density in Malaysia with 7.051 per square kilometer, followed by W. P. Putrajaya with 1,621 per square kilometer (DOS, 2013).

Meanwhile, there has been rapid increase in the population of the Klang Valley region for the past three decades, conferring on it, the status of the fastest growing region in Malaysia. In 1980/81 the population was estimated at 2.02 million, then in 1990/91 it increased to 3.13 million, in 2000 it increased again to 4.55 million, in the year of 2010 it was estimated to 6.3 million, and finally in the year of 2013 it was estimated 7.2 million with additional 2.65 million people compared to the year 2000. This implies that Klang Valley area is considered as a home for 25.4% of Malaysia' population. The largest growths were in the south and west of Kuala Lumpur districts; Putrajaya, as an example (Bunnell et al., 2002; Ludin et al., 2006; SPAD, 2011, 2013).

Klang Valley records one of the highest urban growth in Malaysia. Data shows that the level of urbanization in some state of Klang Valley such as W. P. Putra Jaya, W. P. Kuala Lumpur, and Selangor have the highest level among the other Malaysian states, and even higher than the level of urbanization in Malaysia (Appendix B, Figure 1 and 2) (DOS, 2011).

In 2012, three states of Klang Valley area recorded the highest mean household income and annual growth among other states in Malaysia. These states include W.P.

Kuala Lumpur (RM 8,586 per month) with an annual growth rate 14.9% followed by W.P. Putrajaya (RM8,101 per month) with an annual growth rate 6.1% and Selangor (RM7,023 per month) with an annual growth rate 5.5%. Table 2 in Appendix A and Figure 3 in Appendix B show the mean monthly household income and annual growth rate by state in Malaysia for the years 2009 & 2012 (DOS, 2013).

1.1.4.2 Transportation

The rapid growth in urban population and the increase in household income in Klang Valley have resulted in increasing in the number of motor vehicle ownership in the region. In 2000, it was estimated that 84% of the households in Klang Valley are car owner (Ariffin & Zahari, 2013). However, the change in the life style in Klang Valley has created a greater demand for travel (Ariffin & Zahari, 2013). This has increased the demand in both private and public transportation sectors in the region. Yet, majority of Klang Valley's citizens prefer to use private transportation modes rather than the public alternative. This preference is due to the perceived current experience of the travelers about the public transportation sector. In 2008, the land public transportation share in the morning peak has decreased from 34% in the 1980's to 10-12% in Klang Valley. This share is considered as a low percentage compared to other global cities such as Hong Kong 90%, Singapore 63%, and London 63% (SPAD, 2011). A brief review on the private and public transportation modes in Klang Valley will be provided in the next sub-section.

1.1.4.3 Private modes

Generally, in Malaysia, private transportation modes refer to the use of private types of motor vehicles, either the private cars or the private motor cycles. Due to the continuous development in Malaysia, the ownership of private vehicles has increased. As shown in Appendix Figures 4, 5 and 6, the number of the new registered private motor vehicles increases from 2009, where 513,954 motorcar and 441,545 motorcycle were privately owned to 8,506,080 motorcar and 8,940,230 motorcycle. In 2013 alone, the number of new registered motor vehicles stood at 583,060 motorcars and 528,508 motorcycles with total number of motor vehicles being 10,535,575 car and 11,087,878 motorcycle (Appendix B, Figures 4 and 5) (MOT, 2009, 2010, 2011, 2012, 2013).

In Malaysia, there is no limit to the vehicle's age to be classified as 'road-worthy'. Therefore, there are many old vehicles on the road as the new ones (Ariffin & Zahari, 2013). However, not all motor vehicles are active on road, yet, there are increase in the number of active motor vehicles on road (including private and public vehicles). In 2009, there were 14,271,570 active vehicles on roads. By 2013, these had increased to 17,368,234 active vehicles on road, as shown in Appendix B, Figure 6. (MOT, 2012).

This increasing number of vehicles on road increases incidences of road accidents in Malaysia. This is evident as motorcycle and motorcar accidents increases from 586,269 accidents in 2009 to 754,302 in 2013. Besides, as shown in Appendix B,

Figures 7 and 8, the number of deaths, the number of serious and minor injuries caused by road accidents for the same period had increased (MOT, 2013). More specifically, data shows an increase in the number of road accidents, number of deaths, number of serious, and minor injuries in each of Klang Valley's districts (Gombak, Klang, Petaling, Hulu Langat, W. P. Kuala Lumpur and W. P. Putrajaya) in 2010 & 2011 as evident in Tables 3 and 4 in Appendix A,(DOS, 2011, 2012).

1.1.4.4 Public modes¹:

Public transportation in Klang Valley comprises public bus service, railway services (KTM, LRT1, LRT2, Monorail, KLIA), and the public taxi services.

1.1.4.4.1 Public Bus:

There are several bus operators connecting the city centre with the suburbs in Klang Valley. Basically, it is concentrated on the main corridors of movement where a high frequency level of service can be found. However, the physical structure of the highway network combined with the way services are actually operated means that service availability, accessibility, and integration is limited (SPAD, 2011).

The existing bus networks in Klang Valley are operated by Rapid KL, Metro bus, and a number of smaller operators. There are 4,200 bus stops in the region and Rapid KL services 380,000 passengers per day. The current bus services have a number of issues which account for its undesirability for citizens in Klang Valley. These include:

- I. The location of bus stops at far walking distances from residential apartments.
- II. The current bus service has poor coverage in large industrial areas necessitating the preference for contracted buses by employers.
- III. The current bus service has a minor protection from traffic congestion as only 13 Km of special bus lane is accessible. Thus, average bus speed during the morning peak hours ranges from 9 to 15 Km per hour.
- IV. Other non-desirability factors generally ascribed to public transportation are the low comfort, inadequate safety and long waiting and traveling time, among others.

1.1.4.4.2 Rail:

With 115 stations, the public transport service via rail network in Klang Valley region covers 278 Km. Five existing rail networks operate in the region. These include the KTMB Komuter, Kelana Jaya (Putra) LRT1, Ampang (Star) LRT2, Monorail, and KLIA.

¹ unless it is noted differently, all the data and facts provided in (Public modes) have been taken from SPAD report, 2011

- I. Kelana Jaya and Ampang LRT have the highest daily ridership compared to others. Each of these rail transport service has average daily passenger patronage of 160,000 and 141,000 respectively.
- II. KTM is usually used for commuting to far distances including locations outside the Klang Valley region with a daily ridership of 95,000.
- III. Due to the inaccessibility to some of KTM station, 12 out of 50 stations have less than 250 passengers per day.
- IV. Table 5 in Appendix A, provides further details about the number of stations, ridership, and the peak hour headway for each of the rail modes in Klang Valley.

1.1.4.3 Taxicab Service

There are two types of taxi services in Klang Valley. These include budget and executive taxis. Over 29,000 licensed budget taxis operate within Klang Valley. Their operation is supplemented with another 1,500 executive taxis which service visitors and business travellers in city centres. In addition, there are airport taxis and private limousines, which patronize Kuala Lumpur city and Selangor state.

1.1.4.5 Travel Demands

Citizen in Klang Valley have higher preferences and intension to use the private transportation modes rather than using the public transportation. This is due to a number of reasons mainly:

- I. Changes in the households characteristics for example decrease in household sizes and increase in the household incomes. This brings about a higher ability to purchase cars.
- II. The increase in the number and the improvements in the high way infrastructure.
- III. The poor quality of public transportation and unsatisfied experience of the citizens about public transportation is related to accessibility, frequency, availability, and safety issues as shown in Figure 1.2.
- IV. The gap in the travel time between the public and the private transportation modes is another factor. This existence of this gap implies that the traveling time in the private vehicle tend to be shorter than using public transportation modes.

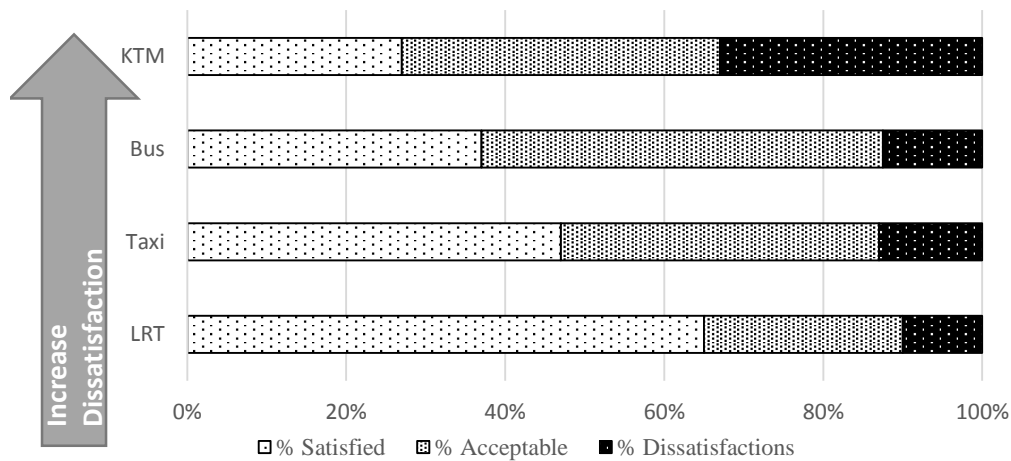


Figure 1.2 Public Transport User Satisfaction Levels.

Source:(SPAD, 2011).

1.1.4.6 Future Plans

Previous studies about the current situation of the public transportation system underscore the need for significant improvements to achieve the expected level of satisfaction envisaged by the current and potential users (Ariffin & Zahari, 2013; Kamaruddin et al., 2012; SPAD, 2011). Therefore, in 2010 the “SURUHANJAYA PENGANKUTAN AWAM DARAT, SPAD” (Land Public Transport Commission) have drafts the Land Public transportation Master Plan “LPTMP” to develop and improve the land public transportation system in Klang Valley area (Greater KL).

This plan sets out an integrated 20 years plan to transform the land public transportation “LPT” in Klang Valley to satisfy the local needs and to achieve the LPTMP objectives. These objectives are mainly concerned about increasing the economic growth by providing a smoother access to jobs and employments centres, assure a higher level health and safety issues for the passengers, improvement in the accessibility and connectivity level, efficiency and affordability, equality of opportunity and reduction in the side impacts of transportation on the environment (SPAD, 2011).To achieve these objectives, a number of improvements are expected to be implemented on each mode of the land public transportation, as contained in the development plan.

1.1.4.7 Air quality

1.1.4.7.1 Air Pollution Index

The Air pollution Index ‘API’ was introduced by the Department Of Environment ‘DOE’ in 1996. The index classifies the ambient air quality into five classifications. Indices ranging from 0 to 50 API is classified as a Good condition, 51 to 100 is

Moderate, 101 to 200 is Unhealthy, 201 to 300 is Very Unhealthy, and more than 300 is considered as a Hazardous level (Appendix A, Table 6).

1.1.4.7.2 Monitoring stations

In Malaysia, there are 52 monitoring stations located throughout the country. These stations detect any significant change in air quality which could be harmful to human health and the environment in Malaysia. To calculate the air pollution level, they record the Ground level Ozone (O_3), Carbon Monoxide (CO), Nitrogen Dioxide (NO_2), Sulfur Dioxide (SO_2), and Particulate Matter (PM_{10}). In addition, there are manual air quality monitoring stations in 14 different sites for measuring total suspended Particulate matter (PM_{10}) and heavy metals such as lead.

1.1.4.7.3 Unhealthy days

In 2012, the overall air quality status was between good and moderate for most of the time in the year. Out of the 52 stations, 23 stations recorded unhealthy level, while Cheras in Kuala Lumpur stations recorded the highest number of unhealthy days with 37 days. Specifically, Batu Muda, Kuala Lumpur station recorded 25 unhealthy days, Klang's station recorded 13 days, Shah Alam 11 days, Petaling Jaya 4 days, and Putra Jaya 2 days. Figure 9 in Appendix B. shows the summary of unhealthy days across Klang Valley in 2012.

1.1.4.7.4 Pollutants emissions

There are six main air pollutants namely Ground Level Ozone (O_3), Lead (Pb), Carbon Monoxide (CO), Sulfur Dioxide (SO_2), Nitrogen Dioxide (NO_2) and Particulate Matter of less than 10 microns in size (PM_{10}). Air pollution is deemed to occur when these pollutants are present in the atmosphere.

In 2012, it was found that the highest concentration of (O_3) was recorded at urban areas and secondly in industrial areas. The maximum concentration of Lead (Pb) on the other hand, was found in an area characterized with high density of people, specifically, Pudu Station which is said to have recorded the highest concentration of Lead at $0.0405 \mu\text{g}/\text{m}^3$. The harmless natural concentration of Carbon Monoxide (CO) in the air is 0.2 ppm, however, industrial area recorded CO concentration at 0.758 ppm, followed by urban areas at 0.700 ppm. The highest recorded level of Sulfur Dioxide SO_2 was detected at industrial areas, which stood at 0.0022 ppm. Industrial areas also recorded the highest level of concentration of Nitrogen Dioxide (NO_2) at 0.011 ppm, and Particulate Matter (PM_{10}) at $49 \mu\text{g}/\text{m}^3$.

1.1.4.7.5 Source of Air Pollution

There are three main sources of pollution in Malaysia. They include mobile source (motor vehicles), emission sources (industries including power plants), and open burning source (Azmi et al., 2010). In 2012, it was estimated that 63.4% of the total pollutants emission in the atmosphere was CO, followed by NO₂ 29.7%, 6.7% SO₂ and finally 0.2% PM. Moreover, Mobile source (Motor vehicles) contributed 68.5% of the emission to the ambient air followed by stationary sources 26.4. The remaining 5.1% is attributed to other sources mainly the open burning (Figures 10, 11, and 12). In addition, due to the increase in the number of on road motor vehicles, motor vehicles emissions have increased in 2012 compared to 2011. For example, CO emission have increased by (6.5%) followed by SO₂ (5.1%) and both NO₂ and PM increased by 4.5% (Appendix B, Figure 13).

1.2 Problem Statement

Klang Valley is geographically the economic nerve-center of Malaysia. In 2000, the population in Klang valley reached 4.55 million, in the year of 2010 it was estimated to 6.3 million, and finally in the year of 2013 it was estimated 7.2 million. With the rapid growth in Klang Valley, the risk of atmospheric pollution has increased; and with this increase a lot of side effects have emerged. Some of these effects are seen in the environment and can affect human health. The environmental effects can be observed in the form of the increased concentration in the levels of CO₂ during the last few years. On the other hand, the effect on the human health is evident in the assertion by many researchers, who have concluded that around 5% of the lung cancer cases around the world is associated to air pollution.

Also, researchers have found that most of the respiratory infections, selected cardiopulmonary diseases and the high rates of low-birth-weight infants are mainly caused by air pollution. Based on that, many researchers have attempted to identify the different sources of air pollutants in order to avoid the different effects that air pollution can have on the environment and the human health. In Malaysia, the three major sources of air pollution are the industry, open burning and the mobile source. The industrial source is related to industrial fuel burning process and the power stations. This group of source has been found to be the highest contributor in (Particulate matter) PM with a percentage of 42%. The open burning and biomass source constitute another important source. This source includes the burning of solid wastes and forest fires which is responsible for the haze recurrence in Malaysia. The third source which is termed “mobile sources” include emissions of all kinds from all motor vehicles such as motorcycles, commercial vehicles and private cars. This source is found to be responsible for 87.8% of CO₂ emission in Malaysia. In fact, the mobile sources seem to be the most important source as many studies have associated it with air pollution. For example, in a study that examines the causes of air pollution, it is found that one possible cause of air pollution is the increase in traffic that lead to great emissions into the atmosphere, which is referred to as the phenomenon of rural to urban migration.

According to (Molina & Molina, 2004), the rapid growth of urbanization and industrialization as the progressive expansion of suburbs with industrial plants, resulted in consideration of air pollution as very crucial and important. Therefore, this study seeks to find solutions to help in decreasing the level of air pollution in Malaysian environment. One way to achieve this aim lies in regulations within the transportation system in Malaysia. A recent study by Road Transport Department, Malaysia (MOT, 2011), has shown that there was an overall increase in the number of motor vehicles used in Malaysia while the numbers of bus users have decreased. This is because, residents in Malaysia prefer to use their own vehicles due to its associated comfort rather than using the public transportation. The relatively less comfort level and longer travel time peculiar of public transport accounts for less public transport use despite it is relatively costly to commute using private vehicles. By choosing to commute using private vehicles, Klang Valley residents contribute to the increase in the level of air pollution. It is thus, timely to know how much more such residents will be willing to pay to maintain their current commuting mode in favour of private passenger vehicle usage. This information is required to determine how much additional tax could be imposed on such commuting option to encourage the usage of the public transport system alternative. However, there exists dearth of knowledge on how much compensation such private vehicle users will require to forego the comfort associated with their current commuting mode. Knowing such is necessary in reducing both the environmental and health impact of air pollution via decrease in the use of private vehicles.

1.3 Objectives of the Study

The general objective of this study is to assess Klang Valley private vehicle users' economic value for reducing the current level of air pollution and the number of unhealthy days in the region. In order to achieve this objective, the specific aims of this research include;

1. To describe private motor vehicle drivers' attitude, perceived behavioural control, and subjective norm in respect to shifting to public transport commuting mode.
2. To estimate private motor vehicle drivers' maximum willingness to pay to maintain their current welfare level of commuting using private passenger vehicles.

1.4 Significance of the Study

This study seeks to find the value private passenger vehicle users assign to maintain their current commuting mode rather than switching to the more health and environmental friendly option of commuting via public transport mode which has the effect of reducing air pollution in Klang Valley region of Malaysia. Such value is expected to be obtained via interviewing people who have experienced the air pollution in the region. This will provide a better understanding on residents' behaviour and perceptions toward air pollution in Klang Valley. Besides, the result

from this study will yield an estimate for the maximum amount such commuters are willing to pay to maintain their current transport mode. Such information is relevant in determining how much tax or fines policy regulators could impose in order to discourage the use of private passenger vehicles in favour of public transport system.

A few studies have been conducted on air pollution and transport mode demand in Malaysia. Yet, none of these studies focused on residents who contribute to air pollution in their daily activities. Therefore, this is the first study to use the contingent valuation method (CVM) to derive the value private passenger vehicles users in Klang Valley are willing to pay to continue commuting in private cars rather than shifting to public transport system alternative.

The result of this study will provide a better understanding to the researchers and the policy makers about the attitude and preferences of the residents of Klang Valley area. This will enhance a better management decisions to be made. Moreover, since this study will provide a monetary value, depicting the maximum amounts that the residents are willing to pay for their daily trip, this study will provide good information about the travel costs in any upcoming transport-related new pricing policy.

1.5 Organization of Thesis

This thesis is organized in the following order; the first chapter provides a brief introduction and background of the study followed by the problem statement, objective of the study, significant of the study and finally thesis organization. The second chapter will discuss and review the market valuation techniques, especially the CVM, the welfare theory, and a review of the previous empirical studies, specifically focusing on those that have used the method that will be employed in this study. The third chapter will discuss the methodology that will be used in this study and the design of the questionnaire as well as the estimation techniques and data collection procedure. Chapter four will dwell on the presentation and interpretations of results obtained in this study. Finally, chapter five will summarize the research results and findings. Besides, it will discuss the implication of findings, and recommendations for policy and future studies.

REFERENCES

- Aadland, David, & Caplan, Arthur J. (2003). Willingness to pay for curbside recycling with detection and mitigation of hypothetical bias. *American Journal of Agricultural Economics*, 85(2), 492-502.
- Aadland, David, & Caplan, Arthur J. (2006). Curbside recycling: waste resource or waste of resources? *Journal of Policy Analysis and Management*, 25(4), 855-874.
- Acharya, Gayatri, & Bennett, Lynne Lewis. (2001). Valuing open space and land-use patterns in urban watersheds. *The Journal of Real Estate Finance and Economics*, 22(2-3), 221-237.
- Adamowicz, Wiktor, et al. (1998). Stated preference approaches for measuring passive use values: choice experiments and contingent valuation. *American journal of agricultural economics*, 80(1), 64-75.
- Adger, Neil, et al. (1994). *Towards estimating total economic value of forests in Mexico*: Centre for Social and Economic Research on the Global Environment.
- Afroz, Rafia, et al. (2005). Willingness to pay for air quality improvements in Klang Valley Malaysia. *American Journal of Environmental Sciences*, 1(3), 194.
- Afroz, Rafia, & Masud, Muhammad Mehedi. (2011). Using a contingent valuation approach for improved solid waste management facility: Evidence from Kuala Lumpur, Malaysia. *Waste management*, 31(4), 800-808.
- Ahmed, Saifuddin. (2009). Methods in sample surveys. *Johns Hopkins Bloomberg School of Public*.
- Ajzen, Icek. (1985). *From intentions to actions: A theory of planned behavior*: Springer.
- Ajzen, Icek. (1991). The theory of planned behavior. *Organizational behavior and human decision processes*, 50(2), 179-211.
- Ajzen, Icek, & Driver, Beverly L. (1992). Application of the theory of planned behavior to leisure choice. *Journal of leisure research*.
- Ajzen, Icek, & Driver, BL. (1992). Contingent value measurement: On the nature and meaning of willingness to pay. *Journal of Consumer Psychology*, 1(4), 297-316.
- Alberini, Anna. (1995). Optimal designs for discrete choice contingent valuation surveys: Single-bound, double-bound, and bivariate models. *Journal of Environmental Economics and Management*, 28(3), 287-306.

- Alberini, Anna, et al. (1997). Valuing health effects of air pollution in developing countries: The case of Taiwan. *Journal of Environmental Economics and Management*, 34(2), 107-126.
- Alderman, BETH W, et al. (1987). Maternal exposure to neighborhood carbon monoxide and risk of low infant birth weight. *Public Health Reports*, 102(4), 410.
- Alpizar, Francisco, et al. (2003). Using choice experiments for non-market valuation. *ECONOMIC ISSUES-STOKE ON TRENT-*, 8(1), 83-110.
- Antoušková, Michaela. (2013). Economic evaluation of recreation-comparison of the travel cost model (TCM) and the contingent valuation method (CVM). *SCIENTIFIC PAPERS OF THE UNIVERSITY OF PARDUBICE*, 5.
- Ariffin, Raja Noriza Raja, & Zahari, Rustam Khairi. (2013). The challenges of implementing urban transport policy in the Klang Valley, Malaysia. *Procedia Environmental Sciences*, 17, 469-477.
- Ariffin, Raja Noriza Raja, & Zahari, Rustam Khairi. (2013*). Towards a Sustainable Urban Transport System in the Klang Valley, Malaysia: The Key Challenges. *Procedia-Social and Behavioral Sciences*, 85, 638-645.
- Armitage, Christopher J, & Conner, Mark. (2001). Efficacy of the theory of planned behaviour: A meta-analytic review. *British journal of social psychology*, 40(4), 471-499.
- Arrow, JK, et al. (1993). Report of the NOAA panel on contingent valuation to the general council of the US national oceanic and atmospheric administration. *Washington: Resources for the Future*.
- Azmi, Siti Zawiyah, et al. (2010). Trend and status of air quality at three different monitoring stations in the Klang Valley, Malaysia. *Air Quality, Atmosphere & Health*, 3(1), 53-64.
- Bagozzi, Richard P. (1992). The self-regulation of attitudes, intentions, and behavior. *Social psychology quarterly*, 178-204.
- Baker, Rick, & Ruting, Brad. (2014). *Environmental Policy Analysis: A Guide to Non-Market Valuation*. Paper presented at the 2014 Conference (58th), February 4-7, 2014, Port Maquarie, Australia.
- Bamberg, Sebastian, et al. (2003). Choice of travel mode in the theory of planned behavior: The roles of past behavior, habit, and reasoned action. *Basic and applied social psychology*, 25(3), 175-187.
- Bamberg, Sebastian, & Schmidt, Peter. (2003). Incentives, morality, or habit? Predicting students' car use for university routes with the models of Ajzen, Schwartz, and Triandis. *Environment and behavior*, 35(2), 264-285.

- Bansal, Harvir S, & Taylor, Shirley F. (1999). The service provider switching model (spsm) a model of consumer switching behavior in the services industry. *Journal of Service Research*, 2(2), 200-218.
- Bansal, Harvir S, & Taylor, Shirley F. (2002). Investigating interactive effects in the theory of planned behavior in a service-provider switching context. *Psychology & Marketing*, 19(5), 407-425.
- Barbier, Edward B, et al. (1997). *Economic valuation of wetlands: a guide for policy makers and planners*.
- Bartelings, Heleen, & Sterner, Thomas. (1999). Household waste management in a Swedish municipality: determinants of waste disposal, recycling and composting. *Environmental and resource economics*, 13(4), 473-491.
- Basili, Marcello, et al. (2006). Analysing demand for environmental quality: A willingness to pay/accept study in the province of Siena (Italy). *Waste Management*, 26(3), 209-219.
- Bateman, Ian J, et al. (2002). Economic valuation with stated preference techniques: a manual. *Economic valuation with stated preference techniques: a manual*.
- Bateman, Ian J, et al. (1995). Elicitation and truncation effects in contingent valuation studies. *Ecological Economics*, 12(2), 161-179.
- Bateman, Ian J, & Munro, Alistair. (2009). Household versus individual valuation: What's the difference? *Environmental and Resource Economics*, 43(1), 119-135.
- Begum, Rawshan Ara, et al. (2007). Factors and values of willingness to pay for improved construction waste management—A perspective of Malaysian contractors. *Waste management*, 27(12), 1902-1909.
- Belhaj, Mohammed. (2003). Estimating the benefits of clean air contingent valuation and hedonic price methods. *International Journal of Global Environmental Issues*, 3(1), 30-46.
- Bennett, Jeff, & Blamey, Russell. (2001). *The choice modelling approach to environmental valuation*: Edward Elgar Publishing.
- Bergstrom, John C, et al. (1989). Information effects in contingent markets. *American Journal of Agricultural Economics*, 71(3), 685-691.
- Bernath, Katrin, & Roschewitz, Anna. (2008). Recreational benefits of urban forests: Explaining visitors' willingness to pay in the context of the theory of planned behavior. *Journal of Environmental Management*, 89(3), 155-166.

- Bin Abas, M Radzi, & Simoneit, Bernd RT. (1996). Composition of extractable organic matter of air particles from Malaysia: initial study. *Atmospheric Environment*, 30(15), 2779-2793.
- Bishop, Richard C, & Heberlein, Thomas A. (1979). Measuring values of extramarket goods: Are indirect measures biased? *American journal of agricultural economics*, 926-930.
- Bishop, Richard C, et al. (1983). Contingent Valuation of Environmental Assets: Comparison with a Stimulated Market. *Nat. Resources J.*, 23, 619.
- Blaine, Thomas W, et al. (2005). An assessment of household willingness to pay for curbside recycling: A comparison of payment card and referendum approaches. *Journal of environmental management*, 76(1), 15-22.
- Blamey, Russell K, et al. (1999). Yea-saying in contingent valuation surveys. *Land Economics*, 126-141.
- Boyle, Kevin J. (2003). Contingent valuation in practice *A primer on nonmarket valuation* (pp. 111-169): Springer.
- Boyle, Kevin J, & Bishop, Richard C. (1988). Welfare measurements using contingent valuation: a comparison of techniques. *American Journal of Agricultural Economics*, 70(1), 20-28.
- Boyle, Kevin J, et al. (1996). Valuing public goods: discrete versus continuous contingent-valuation responses. *Land Economics*, 381-396.
- Breffle, William S, et al. (1998). Using contingent valuation to estimate a neighbourhood's willingness to pay to preserve undeveloped urban land. *Urban Studies*, 35(4), 715-727.
- Brook, Robert D, et al. (2004). Air pollution and cardiovascular disease A statement for healthcare professionals from the expert panel on population and prevention science of the American Heart Association. *Circulation*, 109(21), 2655-2671.
- Brown, Thomas C, et al. (1996). Which response format reveals the truth about donations to a public good? *Land Economics*, 152-166.
- Bunnell, Tim, et al. (2002). Kuala Lumpur metropolitan area: A globalizing city-region. *Cities*, 19(5), 357-370.
- Callan, Scott, & Thomas, Janet. (2012). *Environmental economics and management: Theory, policy, and applications*: Cengage Learning.
- Cameron, Trudy Ann. (1988). A new paradigm for valuing non-market goods using referendum data: maximum likelihood estimation by censored logistic regression. *Journal of environmental economics and management*, 15(3), 355-379.

- Carlsson, Fredrik, & Johansson-Stenman, Olof. (2000). Willingness to pay for improved air quality in Sweden. *Applied Economics*, 32(6), 661-669.
- Champ, Patricia A, et al. (2003). *A primer on nonmarket valuation* (Vol. 3): Springer.
- Chen, Bingheng, & Kan, Haidong. (2008). Air pollution and population health: a global challenge. *Environmental health and preventive medicine*, 13(2), 94-101.
- Chueinta, Wanna, et al. (2000). Investigation of sources of atmospheric aerosol at urban and suburban residential areas in Thailand by positive matrix factorization. *Atmospheric Environment*, 34(20), 3319-3329.
- Chuen Khee, Pek, et al. (2011). The economic impact of climate change on food security in Malaysia.
- Deardorff, A. V. (2006). Glossary of international economics. from <http://www.personal.umich.edu/~alandear/glossary/w.html#WelfareEconomics>
- Diener, Alan, et al. (1998). Health care contingent valuation studies: a review and classification of the literature. *Health economics*, 7(4), 313-326.
- Donfouet, Hermann Pythagore Pierre, et al. (2014). The economic value of improved air quality in urban Africa: a contingent valuation survey in Douala, Cameroon. *Environment and Development Economics*, 1-20.
- DOS. (2010). POPULATION DISTRIBUTION AND BASIC DEMOGRAPHIC CHARACTERISTIC REPORT.
- DOS. (2011). Population and housing census. Department of Statistics, Malaysia.
- DOS. (2011*). State/ District Data Bank.
- DOS. (2012*). State/ District Data Bank.
- DOS. (2013). Findings of the Household Income Survey 2012 (Updated: 02/04/2013). Department of statistics, Malaysia.
- DOS. (2013*). Compendium of Environment Statistics.
- DUAN, Hong-Xia, et al. (2014). Chinese Public's Willingness to Pay for CO2 Emissions Reductions: A Case Study from Four Provinces/Cities. *ADVANCES IN CLIMATE CHANGE RESEARCH*, 5(2), 100-110.
- Eagly, Alice H, & Chaiken, Shelly. (1993). *The psychology of attitudes*: Harcourt Brace Jovanovich College Publishers.

- Europe, World Health Organization. Regional Office for, & Organization, World Health. (2006). *Air quality guidelines: global update 2005: particulate matter, ozone, nitrogen dioxide, and sulfur dioxide*: World Health Organization.
- Feng, Cheng-Min, & Wang, Shu-Mei. (2007). Integrated cost–benefit analysis with environmental factors for a transportation project: Case of Pinglin interchange in Taiwan. *Journal of Urban Planning and Development*, 133(3), 172-178.
- Fishbein, Martin, & Ajzen, Icek. (1975). *Belief, attitude, intention and behavior: An introduction to theory and research*.
- Fisher, Ann, & Raucher, Robert. (1984). Intrinsic benefits of improved water quality: Conceptual and empirical perspectives. *Advances in Applied Micro-Economics*, 3, 37-66.
- Fletcher, Jerald J, et al. (1990). The travel cost model of recreation demand: theoretical and empirical issues. *Leisure sciences*, 12(1), 119-147.
- Flores, N. E. (2003). *Contingent valuation in practice A primer on nonmarket valuation*: Springer.
- Fortin, David R. (2000). Clipping coupons in cyberspace: A proposed model of behavior for deal-prone consumers. *Psychology & Marketing*, 17(6), 515-534.
- Freeman, AM. (1993). *The measurement of environmental and resource values: theory and methods*.
- Frykblom, Peter. (1997). Hypothetical question modes and real willingness to pay. *Journal of Environmental Economics and Management*, 34(3), 275-287.
- Georgoulis, LBa, et al. (2002). Personal carbon monoxide exposure in five European cities and its determinants. *Atmospheric Environment*, 36(6), 963-974.
- Gorham, Roger. (2002). *Air pollution from ground transportation. An Assessment of Causes, Strategies and Tactics, and Proposed Actions for the International Community*. New York: United Nations, Division of Sustainable Development, Department of Economic and Social Affairs.
- Gryparis, Alexandros, et al. (2004). Acute effects of ozone on mortality from the “air pollution and health: a European approach” project. *American journal of respiratory and critical care medicine*, 170(10), 1080-1087.
- Guo, Yuming, et al. (2010). The short-term effect of air pollution on cardiovascular mortality in Tianjin, China: comparison of time series and case–crossover analyses. *Science of the total environment*, 409(2), 300-306.

- Hammitt, James K, & Zhou, Ying. (2006). The economic value of air-pollution-related health risks in China: a contingent valuation study. *Environmental and Resource Economics*, 33(3), 399-423.
- Hanemann, W Michael. (1984). Welfare evaluations in contingent valuation experiments with discrete responses. *American journal of agricultural economics*, 66(3), 332-341.
- Hanemann, W Michael. (1985). Some issues in continuous and discrete response contingent valuation studies. *Northeastern Journal of Agricultural Economics*, 14(1), 5-13.
- Harpman, David A, et al. (1993). Nonuse economic value: Emerging policy analysis tool. *Rivers*, 4(4), 280-291.
- Harris, Charles C, et al. (1989). Improving the contingent valuation method: a psychological perspective. *Journal of environmental economics and management*, 17(3), 213-229.
- Hensher, David A, et al. (2005). *Applied choice analysis: a primer*: Cambridge University Press.
- Herman, Syamsul, et al. (2014). *Willingness to pay for highlands' agro-tourism recreational facility: A case of Boh Tea plantation, Cameron Highlands, Malaysia*. Paper presented at the IOP Conference Series: Earth and Environmental Science.
- Herriges, Joseph A, & Shogren, Jason F. (1996). Starting point bias in dichotomous choice valuation with follow-up questioning. *Journal of environmental economics and management*, 30(1), 112-131.
- Hertzman, & Clyde. (1996). *Personal communication*: University of British Columbia, Department of Health Care and Epidemiology.
- Hoshaw-Woodard, Stacy, & Organization, World Health. (2001). *Description and comparison of the methods of cluster sampling and lot quality assurance sampling to assess immunization coverage*: Department of Vaccines and Biologicals, World Health Organization Geneva.
- Huhtala, Anni. (1999). How much do money, inconvenience and pollution matter? Analysing households» demand for large-scale recycling and incineration. *Journal of Environmental Management*, 55(1), 27-38.
- Israel, Glenn D. (1992). *Determining sample size*: University of Florida Cooperative Extension Service, Institute of Food and Agriculture Sciences, EDIS.

- Jamelske, Eric, & Kipperberg, Gorm. (2006). A contingent valuation study and benefit-cost analysis of the switch to automated collection of solid waste with single stream recycling in Madison, Wisconsin. *Public works management & policy*, 11(2), 89-103.
- Johannesson, Magnus, et al. (1993). Willingness to pay for antihypertensive therapy—further results. *Journal of Health Economics*, 12(1), 95-108.
- Johnson, Bruce K, et al. (2001). The Value of Public Goods Generated by a Major League Sports Team The CVM Approach. *Journal of Sports Economics*, 2(1), 6-21.
- Kaffashi, Sara, et al. (2013). We are willing to pay to support wetland conservation: local users' perspective. *International Journal of Sustainable Development & World Ecology*, 20(4), 325-335.
- Kamaruddin, Rohana, et al. (2012). Public Transport Services in Klang Valley: Customer Expectations and Its Relationship Using SEM. *Procedia-Social and Behavioral Sciences*, 36, 431-438.
- Kanninen, Barbara J. (1995). Bias in discrete response contingent valuation. *Journal of environmental economics and management*, 28(1), 114-125.
- Karimzadegan, H, et al. (2008). Economic Valuation of Air Pollution Health Impacts in the Tehran Area, Iran. *Iranian Journal of Public Health*, 37(1), 20-30.
- Kasipillai, Jeyapalan, & Chan, Pikkay. (2008). Travel demand management: lessons for Malaysia. *Journal of Public Transportation*, 11(3), 41-55.
- Khoo, Hooi Ling, & Ong, Ghim Ping. (2013). Understanding Sustainable Transport Acceptance Behavior: A Case Study of Klang Valley, Malaysia. *International Journal of Sustainable Transportation*(just-accepted).
- Klose, Thomas. (1999). The contingent valuation method in health care. *Health policy*, 47(2), 97-123.
- Kojima, Masami, & Lovei, Magda. (2001). *Urban air quality management: Coordinating transport, environment, and energy policies in developing countries* (Vol. 508): World Bank Publications.
- Krutilla, John V. (1967). Conservation reconsidered. *The American Economic Review*, 777-786.
- Labao, Rex, et al. (2008). Do colored photographs affect willingness to pay responses for endangered species conservation? *Environmental and Resource Economics*, 40(2), 251-264.

- Lake, Iain R, et al. (1996). Assessing a kerbside recycling scheme: a quantitative and willingness to pay case study. *Journal of Environmental Management*, 46(3), 239-254.
- Lera-López, Fernando, et al. (2012). Determinants of the willingness-to-pay for reducing the environmental impacts of road transportation. *Transportation Research Part D: Transport and Environment*, 17(3), 215-220.
- Lera-López, Fernando, et al. (2014). Rural environment stakeholders and policy making: Willingness to pay to reduce road transportation pollution impact in the Western Pyrenees. *Transportation Research Part D: Transport and Environment*, 32, 129-142.
- Levy, PS, & Lemeshow, S. (1999). Sampling of populations: methods and applications. *Wiley series in probability and mathematical statistics*.
- Lindhjem, Henrik, & Navrud, Ståle. (2009). Asking for Individual or Household Willingness to Pay for Environmental Goods? *Environmental and resource economics*, 43(1), 11-29.
- Lindstrom-Forneri, Wendy, et al. (2007). "Getting Around Town": A Preliminary Investigation of the Theory of Planned Behavior and Intent to Change Driving Behaviors Among Older Adults. *Journal of Applied Gerontology*, 26(4), 385-398.
- Loomis, John B. (1988). Contingent valuation using dichotomous choice models. *Journal of Leisure Research*.
- Loomis, John B. (1990). Comparative reliability of the dichotomous choice and open-ended contingent valuation techniques. *Journal of Environmental Economics and Management*, 18(1), 78-85.
- Louviere, Jordan J, et al. (2000). *Stated choice methods: analysis and applications*: Cambridge University Press.
- Lovei, Magda. (1998). *Phasing out lead from gasoline: worldwide experience and policy implications* (Vol. 397): World Bank Publications.
- Ludin, Muhamad, et al. (2006). GIS and planning support system for klang valley region, Malaysia.
- Masahina, Sarabdeen, et al. (2012). A Framework to Estimate the Willingness to Pay of Household for Air Quality Improvement: A Case Study in Klang Valley, Malaysia. *OIDA International Journal of Sustainable Development*, 4(9), 11-16.
- Maslin Masrom and Ramlah Hussein. (2008). *user acceptance of information technology: understanding theories and models*.

- Metrics, Choice. (2012). Ngene 1.1. 1 User Manual & Reference Guide. *Download fra: <http://www.choice-metrics.com/index.html>*.
- Michaels, R Gregory, & Smith, V Kerry. (1990). Market segmentation and valuing amenities with hedonic models: the case of hazardous waste sites. *Journal of Urban Economics*, 28(2), 223-242.
- Mitchell, RC, & Carson, RT. (1989). Using surveys to value public goods; the contingent valuation method.
- Mohamad, Jamilah, & Kiggundu, Amin T. (2007). The RiSE OF ThE pRiVaTE caR in Kuala luMpuR, MalaYSia. *IATSS RESEARCH*, 31(1), 69.
- Mohamed, N, et al. (2012). Willingness to Pay for Watershed Conservation at Hulu Langat, Selangor. *Journal of Applied Sciences(Faisalabad)*, 12(17), 1859-1864.
- Moisseinen, EM. (1999). On behavioural intentions in the case of the Saimaa Seal. Comparing the contingent valuation approach and the attitude-behaviour research. *O'Connor, M. Spash, CL (Eds.): Valuation and the Environment. theory, method and practice. Cheltenham, Edward Elgar*, 183-204.
- Molina, Mario J, & Molina, Luisa T. (2004). Megacities and atmospheric pollution. *Journal of the Air & Waste Management Association*, 54(6), 644-680.
- Morrison, Mark. (2000). Aggregation biases in stated preference studies. *Australian Economic Papers*, 39(2), 215-230.
- MOT. (2009). Malaysia transport statistics.
- MOT. (2010) Malaysia transport statistics. Ministry of transport Malaysia.
- MOT. (2011). Malaysia transport statistics.
- MOT. (2012). Malaysia transport statistics.
- MOT. (2013). Malaysia transport statistics.
- Muhammad Subhan, et al. (2014). Urban Community Willingness to Pay for Improved Solid Waste Management in Malaysian Municipality: A Choice Modeling Approach. *Asian Social Science*, 122.
- Munasinghe, Mohan. (1993). *Environmental economics and sustainable development* (Vol. 3): World Bank Publications.
- Narbro, Kristina, & Sjöström, Lars. (2000). Willingness to pay for obesity treatment. *International Journal of Technology Assessment in Health Care*, 16(01), 50-59.

- Navrud, Ståle, & Mungatana, Eric Dada. (1994). Environmental valuation in developing countries: the recreational value of wildlife viewing. *Ecological Economics*, 11(2), 135-151.
- Navrud, Ståle, & Pruckner, Gerald J. (1997). Environmental valuation—to use or not to use? A comparative study of the United States and Europe. *Environmental and resource economics*, 10(1), 1-26.
- Nunes, Paulo ALD. (2002). *The contingent valuation of natural parks: assessing the warmglow propensity factor*: Edward Elgar Publishing Ltd.
- Nunnally, Jum C. (1979). CITATION CLASSIC-PSYCHOMETRIC THEORY. *Current Contents/Social & Behavioral Sciences*(22), 12-12.
- Nuva, R, et al. (2009). Willingness to pay towards the conservation of ecotourism resources at Gunung Gede Pangrango National Park, West Java, Indonesia. *Journal of Sustainable Development*, 2(2), P173.
- O'Brien, Bernie J, et al. (1995). Assessing the economic value of a new antidepressant. *Pharmacoeconomics*, 8(1), 34-45.
- Organization, World Health. (2002). The World health report: 2002: Reducing the risks, promoting healthy life.
- Pagiola, Stefano, et al. (2004). Assessing the economic value of ecosystem conservation.
- Palatnik, Ruslana, et al. (2005). Household demand for waste recycling services. *Environmental management*, 35(2), 121-129.
- Parsons, George R. (2003). The travel cost model *A primer on nonmarket valuation* (pp. 269-329): Springer.
- Pate, Jennifer, & Loomis, John. (1997). The effect of distance on willingness to pay values: a case study of wetlands and salmon in California. *Ecological Economics*, 20(3), 199-207.
- Paterson, Robert W, & Boyle, Kevin J. (2002). Out of sight, out of mind? Using GIS to incorporate visibility in hedonic property value models. *Land economics*, 78(3), 417-425.
- Pearce, David William, & Moran, Dominic. (1994). *The economic value of biodiversity*: Earthscan.
- Pek, Chuen-Khee, & Jamal, Othman. (2011). A choice experiment analysis for solid waste disposal option: A case study in Malaysia. *Journal of environmental management*, 92(11), 2993-3001.

- Pek, Chuen-Khee, et al. (2010). A Contingent Valuation Estimation of Hill Recreational and Services Values in Malaysia.
- Peng, Tey Nai. (2013). *Internal Migration and Socio-demographic Changes in Malaysia*. University of Malaya. Paper presented at the International Conference on “Migration, Urbanisation and Development”.
- Piriyapada, Sunida, & Wang, Erda. (2014). Quantifying the Costs and Benefits of Coastal Water Quality Improvements in the Ko Chang Marine National Park, Thailand. *Environmental Processes*, 1(2), 149-169.
- Portney, Paul R. (1994). The contingent valuation debate: why economists should care. *The Journal of Economic Perspectives*, 3-17.
- Quiggin, John. (1998). Individual and household willingness to pay for public goods. *American Journal of Agricultural Economics*, 80(1), 58-63.
- Radam, Alias, et al. (2010). Consumers’ perceptions, attitudes and willingness to pay towards food products with “No Added MSG” labeling. *International Journal of Marketing Studies*, 2(1), P65.
- Randall, Alan, & Stoll, John R. (1980). Consumer's surplus in commodity space. *The American Economic Review*, 449-455.
- Rashid, Mohd Fadzil Abdul, & Ghani, Ishak Ab. (2011). THE IMPORTANCE OF INTERNAL MIGRATION IN URBAN PLANNING PROCESS: THE CASE STUDY OF KLANG VALLEY REGION.
- Rolfe, John, et al. (2000). Choice modelling and its potential application to tropical rainforest preservation. *Ecological Economics*, 35(2), 289-302.
- Rolfe, John, & Dyack, Brenda. (2010). Testing for convergent validity between travel cost and contingent valuation estimates of recreation values in the Coorong, Australia*. *Australian Journal of Agricultural and Resource Economics*, 54(4), 583-599.
- Rose, John M, et al. (2008). Designing efficient stated choice experiments in the presence of reference alternatives. *Transportation Research Part B: Methodological*, 42(4), 395-406.
- Schwartz, Shalom H. (1977). Normative influences on altruism. *Advances in experimental social psychology*, 10, 221-279.
- Schwartz, Shalom H, & Howard, Judith A. (1981). A normative decision-making model of altruism. *Altruism and helping behavior*, 189-211.
- Schwela, Dietrich
- Olivier, Zali

- Schwela, Philipp. (1997). MOTOR VEHICLE AIR POLLUTION PUBLIC HEALTH IMPACT AND CONTROL MEASURES.
- Seip, Kalle, & Strand, Jon. (1992). Willingness to pay for environmental goods in Norway: A contingent valuation study with real payment. *Environmental and Resource Economics*, 2(1), 91-106.
- Sellar, Christine, et al. (1986). Specification of the logit model: The case of valuation of nonmarket goods. *Journal of Environmental Economics and Management*, 13(4), 382-390.
- Sharifi, MA, et al. (2006). *Spatial multiple criteria decision analysis in integrated planning for public transport and land use development study in Klang Valley, Malaysia*. Paper presented at the ISPRS Technical Commission II Symposium.
- Shen, Junyi. (2006). A review of stated choice method. *International Public Policy Studies*, 10(2), 97-121.
- Shultz, Steven, et al. (1998). Opportunities and limitations of contingent valuation surveys to determine national park entrance fees: evidence from Costa Rica. *Environment and Development Economics*, 3(01), 131-149.
- SPAD. (2011). Greater Kuala Lumpur/Klang Valley Public Transport Master Plan.
- SPAD. (2013). Land Public Transport Master Plan GREATER KUALA LUMPUR / KLANG VALLEY.
- Starmer, Chris. (2000). Developments in non-expected utility theory: The hunt for a descriptive theory of choice under risk. *Journal of economic literature*, 332-382.
- Stern, Paul C. (2005). Understanding individuals' environmentally significant behavior. *Environmental Law Reporter News and Analysis*, 35(11), 10785.
- Strand, Jon. (2007). Public-good valuation and intra-family allocation. *Environmental and Resource Economics*, 38(4), 527-543.
- Subida, RD, & Torres, EB. (1994). Impact of vehicular emissions on vulnerable populations in Metro Manila *Impact of vehicular emissions on vulnerable populations in Metro Manila*: University of the Philippines.
- Sullivan, John Burke, & Krieger, Gary R. (2001). *Clinical environmental health and toxic exposures*: Lippincott Williams & Wilkins.
- Sutherland, Ronald J, & Walsh, Richard G. (1985). Effect of distance on the preservation value of water quality. *Land Economics*, 281-291.

- Swallow, Brent Murray, & Woudyalew, M. (1994). Evaluating willingness to contribute to a local public good: application of contingent valuation to tsetse control in Ethiopia. *Ecological Economics*, 11(2), 153-161.
- Tan, Jijun, & Zhao, Jinhua. (2013). The Value of Clean Air in China: Evidence from Beijing and Shanghai.
- Teng, Phuah Kit, et al. (2012). *MALAYSIAN CONSUMERS' WILLINGNESS-TO-PAY FOR FUNCTIONAL FOOD*. Paper presented at the Proceedings of 2nd International Conference on (ICM 2012), Kedah, Malaysia.
- Tietenberg, T. H., & Lewis, L. . (2012). *Environmental and natural resource economics*: Boston: Pearson Addison Wesley.
- Triandis, Harry Charalambos. (1977). *Interpersonal behavior*: Brooks/Cole Publishing Company Monterey, CA.
- Tyagi, Ms Rani, et al. (2014). Willingness to Pay for Silence in Mumbai City.
- van Beukering, Peter, et al. (2007). *Valuing the environment in small islands: An environmental economics toolkit*: Joint Nature Conservation Committee.
- Venkatachalam, L. (2004). The contingent valuation method: a review. *Environmental impact assessment review*, 24(1), 89-124.
- Vien Leong, Lee, et al. (2009). Preference Of Travellers For Sustainable Transportation Planning Objectives In Klang Valley, Malaysia.
- Wall, Rob, et al. (2007). Comparing and combining theories to explain proenvironmental intentions: The case of commuting-mode choice. *Environment and behavior*.
- Walsh, Richard G, et al. (1984). Valuing option, existence, and bequest demands for wilderness. *Land Economics*, 14-29.
- Wang, Hong, & Mullahy, John. (2006). Willingness to pay for reducing fatal risk by improving air quality: a contingent valuation study in Chongqing, China. *Science of the Total Environment*, 367(1), 50-57.
- Wang, Hua, & Whittington, Dale. (2000). *Willingness to pay for air quality improvements in Sofia, Bulgaria* (Vol. 2280): World Bank Publications.
- Wang, XJ, et al. (2006). Air quality improvement estimation and assessment using contingent valuation method, a case study in Beijing. *Environmental monitoring and assessment*, 120(1-3), 153-168.
- Wang, Yan, & Zhang, Yi-Sheng. (2009). Air quality assessment by contingent valuation in Ji'nan, China. *Journal of environmental management*, 90(2), 1022-1029.

- Whittaker, Matthew, et al. (2005). Racial/ethnic group attitudes toward environmental protection in California: Is “environmentalism” still a white phenomenon? *Political Research Quarterly*, 58(3), 435-447.
- Whittington, Dale, et al. (1990). Estimating the willingness to pay for water services in developing countries: a case study of the use of contingent valuation surveys in Southern Haiti. *Economic Development and Cultural Change*, 293-311.
- Whittington, Dale, et al. (1991). A study of water vending and willingness to pay for water in Onitsha, Nigeria. *World Development*, 19(2), 179-198.
- Whittington, Dale, et al. (1993*). Household demand for improved sanitation services in Kumasi, Ghana: A contingent valuation study. *Water Resources Research*, 29(6), 1539-1560.
- Whittington, Dale, et al. (1992). Giving respondents time to think in contingent valuation studies: a developing country application. *Journal of Environmental Economics and Management*, 22(3), 205-225.
- WHO. (1995). Updating and revision of the air quality guidelines for Europe, Meeting of the Working Group "Classical" Air Pollutants, WHO, Copenhagen, EUR/ICP/ EHAZ 94 05/PB01.
- WHO. (2014). Burden of disease from ambient and household air pollution. 2014, from http://www.who.int/phe/health_topics/outdoorair/databases/en/
- Yan, Wang, et al. (2007). Residents' Willingness to Pay for Improving Air Quality in Jinan, China. *Chinese Journal of Population Resources and Environment*, 5(2), 12-19.
- Zaiton, S, et al. (2012). Willingness to pay for conservation fee at Penang National Park. *Malaysian Forester*, 75(1), 41-50.

BIODATA OF STUDENT

The student, Mr Abdullatif Bazrbachi has written this research in fulfillment of the candidature requirement for the award of Master of Science Degree in Environmental Economics at Universiti Putra Malaysia. Prior to his M.Sc. pursuit, he obtained his Degree in Economics at University of Aleppo, Aleppo City, Syria, in 2012. Meanwhile, he worked in the capacity of selling manager in different establishments in each of Syria and Saudi Arabia. Immediately following his graduation, Mr Abdullatif Bazrbachi joined an English Institute – ELS – in Kuala Lumpur, Malaysia, where he graduated with a credit degree. In September 2012, Mr Abdullatif Bazrbachi joined Universiti Putra Malaysia, Faculty of Economics and Management as a Master of Science student in Environmental Economics. During his study, Mr Abdullatif participated in a scientific research under the supervision of Prof. Datuk Mad Nasir Shamsudin where he studied the Economic Value of Air pollution in Klang Valley region, Malaysia. The author has participated in several articles in journals and conferences.



UNIVERSITI PUTRA MALAYSIA

STATUS CONFIRMATION FOR THESIS / PROJECT REPORT AND COPYRIGHT

ACADEMIC SESSION : _____

TITLE OF THESIS / PROJECT REPORT :

NAME OF STUDENT : _____

I acknowledge that the copyright and other intellectual property in the thesis/project report belonged to Universiti Putra Malaysia and I agree to allow this thesis/project report to be placed at the library under the following terms:

1. This thesis/project report is the property of Universiti Putra Malaysia.
2. The library of Universiti Putra Malaysia has the right to make copies for educational purposes only.
3. The library of Universiti Putra Malaysia is allowed to make copies of this thesis for academic exchange.

I declare that this thesis is classified as :

*Please tick (✓)

CONFIDENTIAL

(Contain confidential information under Official Secret Act 1972).

RESTRICTED

(Contains restricted information as specified by the organization/institution where research was done).

OPEN ACCESS

I agree that my thesis/project report to be published as hard copy or online open access.

This thesis is submitted for :

PATENT

Embargo from _____ until _____
(date) (date)

Approved by:

(Signature of Student)
New IC No/ Passport No.:

(Signature of Chairman of Supervisory Committee)
Name:

Date :

Date :

[Note : If the thesis is CONFIDENTIAL or RESTRICTED, please attach with the letter from the organization/institution with period and reasons for confidentiality or restricted.]