

# Global trends and hotspots of exercise interventions for mild cognitive impairment

## A global bibliometric analysis

Qing Yi, PhD<sup>a</sup>, Shuo Wang, MEd<sup>b</sup>, XiaoWei Feng, PhD<sup>c</sup>, Xutao Liu, PhD<sup>d</sup>, Victor Selvarajah Selvanayagam, PhD<sup>a</sup>, Jadeera Phaik Geok Cheong, PhD<sup>a,\*</sup>

### Abstract

**Background:** Exercise interventions for mild cognitive impairment (MCI) have been extensively studied. However, there is no bibliometric study on exercise interventions for MCI. This study aimed to identify the collaborative networks, research hotspots, evolution trends, and future directions.

**Methods:** Relevant documents were retrieved from the Web of Science Core Collection database. VOSviewer was used to analyze the co-authorship of the author, countries and institutions, and the keywords co-occurrence. CiteSpace was used to detect burst keywords' research trends.

**Results:** A total of 569 articles were included and showed an overall increasing trend in annual publications. The most influential subject categories, authors, journals, country, and institutions were "geriatrics gerontology," "Doi, Takehiko and Shimada, Hiroyuki," "Journal of Alzheimer's Disease," USA, and "Veterans Health Administration," respectively. The research hotspots are "effectiveness," "neural mechanism" and "correlation" of exercise interventions, and the emerging trend is "intervention quality."

**Conclusion:** This area is in a rapid development phase, whereby research hotspots are focused and the research trend is clear. The highly productive authors and institutions have made outstanding contributions and the subject categories present an interdisciplinary trend. However, there is weak cooperation between countries and institutions, and a substantial research gap exists between developed and developing countries. Future research may highlight the intervention quality, emphasizing the combination with virtual reality technology.

**Abbreviations:** H = H-index, IF = impact factor, MCI = mild cognitive impairment, TC = total citations, WoSCC = Web of Science Core Collection.

**Keywords:** dementia, MCI, older adults, physical activity, visual analysis

## 1. Introduction

Dementia is recognized as a major cause of disability and death.<sup>[1]</sup> It was reported that there were over 55 million individuals with dementia in 2021, and the number is estimated to triple by 2050 worldwide.<sup>[2]</sup> Mild cognitive impairment (MCI) is a prodromal stage of dementia, which is a crucial phase to conduct an intervention to delay or even prevent the progression to dementia.<sup>[3]</sup> MCI patients exhibit memory loss or deficits in several cognition areas, but their ability to live independently remains intact.<sup>[4]</sup> The prevalence of MCI in the elderly population is 10% to 20%,<sup>[5]</sup> and the annual conversion rate from MCI to dementia is 5% to 10%.<sup>[6]</sup> Therefore, there is a necessity to identify effective interventions to reduce the rate of conversion of MCI to dementia.

Pharmacological and non-pharmacological interventions are the 2 primary treatment forms for cognitive impairment. Studies have reported that pharmacological interventions to enhance cognition are limited and have various side effects.<sup>[1,7]</sup> Conversely, non-pharmacological interventions have received great attention in slowing the progression of MCI to dementia without any side effects. Notable, exercise interventions have emerged as one of the crucial approaches. In 2007, a health promotion initiative called "exercise is medicine" was co-launched by the American Medical Association and the American College of Sports Medicine.<sup>[8]</sup> Since then, numerous empirical studies have proved the positive efficacy of various exercises on MCI patients, including aerobic exercise,<sup>[9,10]</sup> resistance exercise,<sup>[11]</sup> and multi-component exercise.<sup>[12,13]</sup> Scholars have conducted

The authors have no funding and conflicts of interest to disclose.

All data generated or analyzed during this study are included in this published article [and its supplementary information files].

Supplemental Digital Content is available for this article.

<sup>a</sup> Faculty of Sports and Exercise Science, Universiti Malaya, Kuala Lumpur, Malaysia, <sup>b</sup> School Physical Education Department, Hebei Sport University, Hebei, China, <sup>c</sup> Faculty of Physical Education, Hainan Normal University, Hainan, China, <sup>d</sup> Department of Studies, Faculty of Educational Studies, University Putra Malaysia, Serdang, Malaysia.

\* Correspondence: Jadeera Phaik Geok Cheong, Faculty of Sports and Exercise Science, Universiti Malaya, 8 Wilayah Persekutuan, Kuala Lumpur 50603, Malaysia (e-mail: jadeera@um.edu.my).

Copyright © 2024 the Author(s). Published by Wolters Kluwer Health, Inc. This is an open-access article distributed under the terms of the Creative Commons Attribution-Non Commercial License 4.0 (CCBY-NC), where it is permissible to download, share, remix, transform, and buildup the work provided it is properly cited. The work cannot be used commercially without permission from the journal.

How to cite this article: Yi Q, Wang S, Feng X, Liu X, Selvanayagam VS, Cheong JPG. Global trends and hotspots of exercise interventions for mild cognitive impairment: A global bibliometric analysis. *Medicine* 2024;103:37(e39550).

Received: 27 November 2023 / Received in final form: 12 August 2024 /

Accepted: 13 August 2024

<http://dx.doi.org/10.1097/MD.000000000039550>

many meta-analyses and systematic reviews<sup>[14,15]</sup> relevant to exercise interventions for MCI. However, these studies have a small number of included documents due to their strict inclusion criteria. Therefore, these meta-analyses and systematic reviews were unable to offer an overview of this field.

Alternatively, bibliometrics is a quantitative method that combines retrieval and statistical analysis to examine dynamic information and indicators in a specific field.<sup>[16]</sup> Compared to meta-analysis and systematic reviews, bibliometrics could provide insights into hotspots and potential future research directions, helping researchers discover the research frontiers.<sup>[17]</sup> Based on the above advantages, the application of bibliometrics has grown substantially and has expanded to include a wide range of neurodegenerative diseases, such as Alzheimer's disease,<sup>[18,19]</sup> Parkinson's disease,<sup>[20,21]</sup> and MCI.<sup>[22–24]</sup> Among them, the bibliometrics on MCI have focused on virtual reality interventions,<sup>[22]</sup> computerized cognitive stimulation intervention,<sup>[23]</sup> and acupuncture and moxibustion treatment.<sup>[24]</sup> However, there are no relevant quantitative bibliometric analyses on exercise interventions for MCI.

This study aimed to conduct a comprehensive bibliometric analysis of exercise interventions for MCI patients. The literature, retrieved from the Web of Science Core Collection (WoSCC) between 2002 and 2023, was analyzed by VOSviewer and CiteSpace to identify the status of this area. Those analyses encompassed annual publications, subject categories, authors, journals, institutions, countries, keywords, and research trends, aimed at identifying emerging hotspots and global trends.

## 2. Materials and methods

### 2.1. Data acquisition and search strategy

The present study selected the WoSCC database as the source of documents. This database comprises over 20,000 peer-reviewed scholarly journals. The WoSCC database is extensively employed for bibliometric analysis and provides crucial information such as authors, institutions, and countries.<sup>[25]</sup> All data were obtained from publicly available databases and did not include human subjects, thus ethical approval was not needed.

By trying different keyword combination searches and referring to previous research,<sup>[26]</sup> the search strategy was finally settled on using the Boolean operator tools “OR” and “AND” combined with keywords related to “exercise” and “MCI” and limited to the title search. In addition, we also used an asterisk to ensure all related terms in the search were included. According to a Boolean algorithm, TI refers to the search title. The specific search strategies are as follows: TI = (“mild cognitive impairment\*” OR “mild cognitive dysfunction” OR “MCI”) AND (“exercise\*” OR “sport\*” OR “physical training” OR “physical fitness” OR “physical activity” OR “physical education” OR “training” OR “aerobic exercise\*” OR “aerobic training” OR “aerobic activity” OR “aerobic fitness” OR “aerobic program\*” OR “walking” OR “bicycle\*” OR “bike ride\*” OR “bicycle ride\*” OR “strength training” OR “resistance exercise\*” OR “resistance training” OR “anaerobic exercise\*” OR “anaerobic training” OR “resistance program\*” OR “weight bearing exercise” OR “high-intensity interval training” OR “HIIT” OR “balance exercise” OR “balance training” OR “motor learning” OR “movement” OR “functional training” OR “core training” OR “acute exercise\*” OR “chronic exercise\*” OR “isometric exercises” OR “flexibility training” OR “water exercise\*” OR “hydrotherapy” OR “aquatic exercise” OR “dance\*” OR “yoga” OR “mind-body exercise” OR “martial arts” OR “Chinese Traditional Sport\*” OR “tai chi” OR “taiji” OR “tai chi chuan” OR “Ba Duan Jin” OR “Qigong”).

The first literature retrieval date was May 31, 2023, and no start date was set. To avoid database update bias, the second search was conducted on October 3, 2023. We obtained 772 documents after retrieval. Additionally, referring to the selection

criteria of document types in previous bibliometric studies,<sup>[27,28]</sup> we only selected “articles or reviews” as original documents, and the language was limited to “English,” which can minimize deviation. The literature screening process is shown in Figure 1. After excluding 18 non-English documents and 185 other types of documents, we finally obtained 569 articles.

### 2.2. Data analysis and visualization

Microsoft Excel 2021 was employed for categorizing, implementing statistical programs, and creating all three-line tables. Descriptive data including the authors, journals, institutions, countries, and literature were obtained through online analysis and citation reports from the WoSCC. Additionally, Journal Citation Reports Science Edition 2022 was used to obtain the journal impact factor (IF), Journal Citation Reports. Datawrapper (<https://www.datawrapper.de/tables>, accessed on October 06, 2023) was used for the publication distribution world map.

VOSviewer is a Java-based bibliometric network analysis software, which is primarily used for analyzing literature data. Raw data were exported from the WoSCC database in text format (see Text Document, Supplemental Digital Content 1, <http://links.lww.com/MD/N536>, which illustrates the basic information of eligible literature), and then imported into VOSviewer (version 1.6.18) for analysis. VOSviewer was used to identify author, country, and institution collaborations, as well as the keywords co-occurrence to detect research hotspots. CiteSpace, known for robust visual analytics, effectively complements VOSviewer in identifying research trends. Thus, we chose CiteSpace (version 6.2.R4) to analyze the citation burst of keywords.

## 3. Result

### 3.1. The annual publications

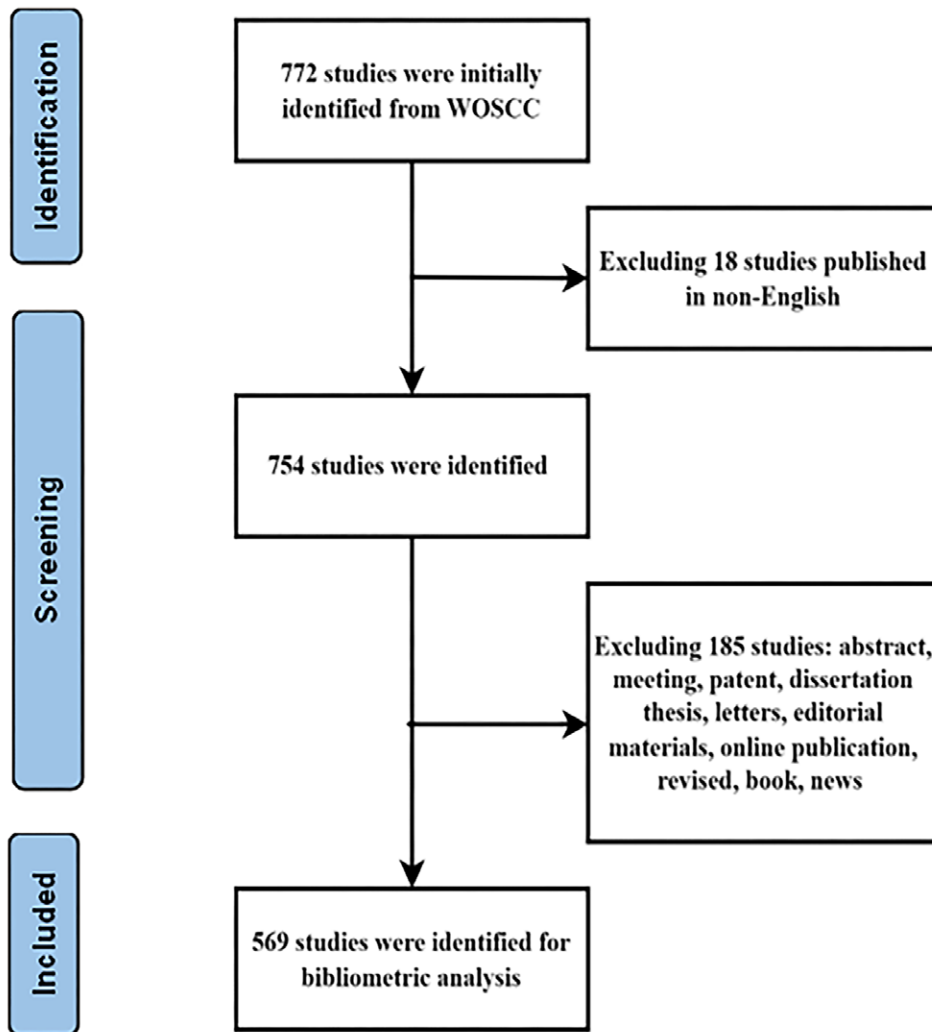
The 569 English articles were published from 2002 to 2023, with 16,879 citations and each article was cited 29.66 times on average, and the H-index (H) was 6. As shown in Figure 2, in the first decade, the publications showed slow growth with a lower number of publications ( $n = 27$ ), accounting for 4.745% of the total publications. In the second decade, the volume of publications had grown rapidly, with 416 articles accounting for 73.11% of the total documents. The number of publications and citations peaked in 2020 ( $n = 86$ ) and 2022 ( $n = 3262$ ), respectively. Notably, a slight decline was observed in 2020, but the publications were still at a high level. The fitting equation is  $y = 3.9136x - 7850.3$  (where  $x$  is the publication year, and  $y$  is the annual number of publications),  $R^2 = 0.7798$ , suggesting that this area has received considerable attention and offers broad research prospects.

### 3.2. The subject categories

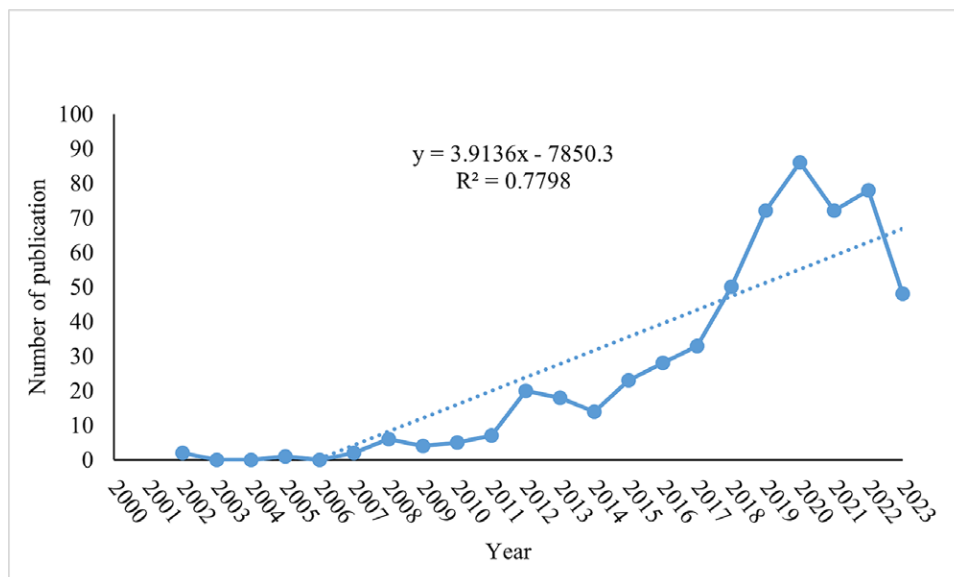
The 569 articles were from 60 WOS subject categories. The top 10 most popular categories were examined and revealed that geriatrics gerontology published the largest number of papers ( $n = 183$ ), followed by neurosciences ( $n = 147$ ), and clinical neurology ( $n = 90$ ). It is worth noting that sport science also occupied an important position and ranked seventh in all subject categories (Fig. 3).

### 3.3. The prolific authors

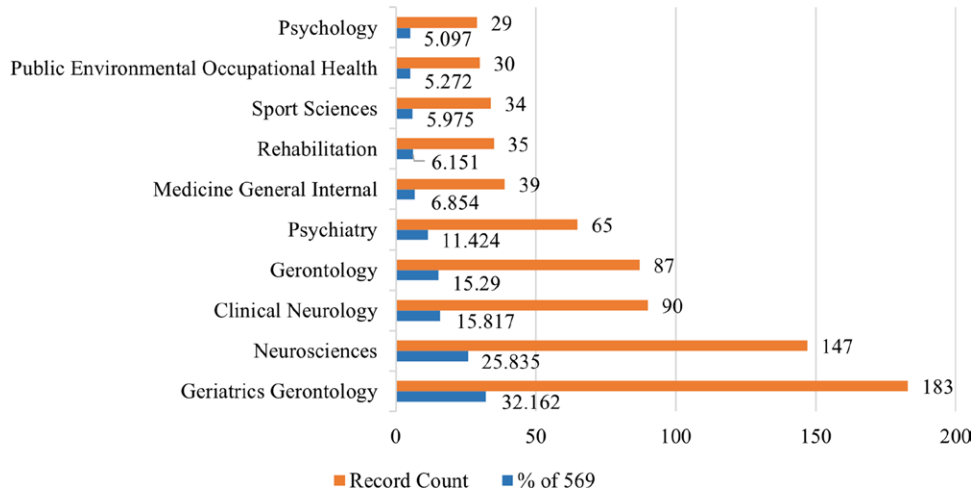
Table 1 clearly shows 6 high-yield authors from Japan and the top 5 of them are all from the National Center for Geriatrics and Gerontology. Additionally, there are 2 prolific authors from China and Canada, and the USA has one prolific author. Notably, Doi, Takehiko, and Shimada, Hiroyuki both have the



**Figure 1.** The screening process for included articles. The diagram illustrates the step-by-step selection procedure employed to identify relevant articles for inclusion in the study on exercise interventions for MCI. MCI = mild cognitive impairment.



**Figure 2.** The number of publications and citations per year between 2002 to 2023. The graph depicts the yearly distribution of publications and corresponding citations sourced from the WoSCC. The data provides insights into the scholarly output and impact of research on exercise interventions for MCI over the specified period. MCI = mild cognitive impairment, WoSCC = Web of Science Core Collection.



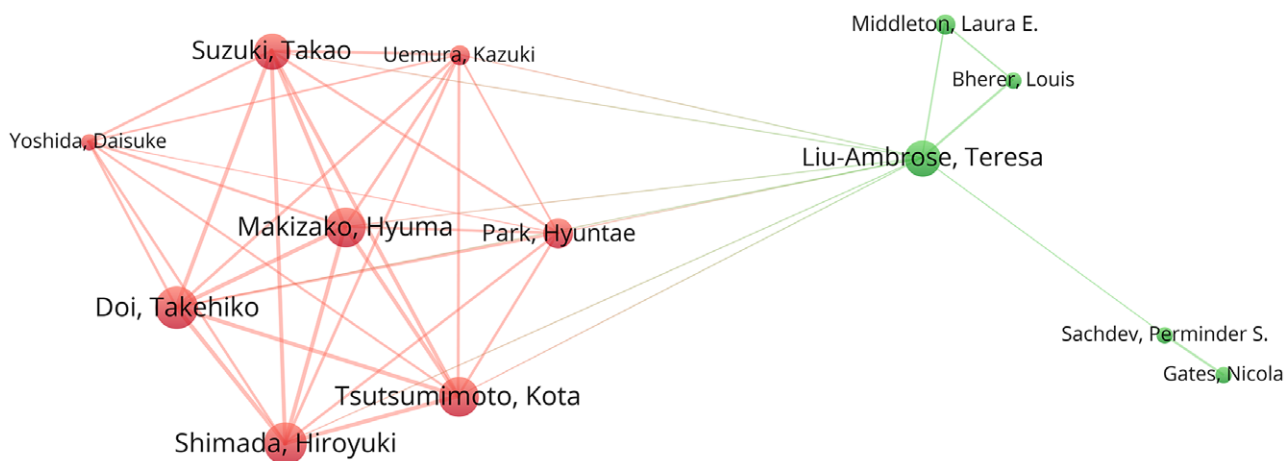
**Figure 3.** Top 10 most productive categories. This graph, based on WoSCC data, highlights the major disciplinary categories that have contributed to the MCI exercise intervention literature. Horizontal bars represent the productivity of each category, providing insight into the contributions of different disciplines to the field. WoSCC = Web of Science Core Collection.

**Table 1**

**Top 10 productive authors.**

Author	Articles	TC	Country	Institution
Doi, Takehiko	13	714	Japan	National Center for Geriatrics and Gerontology
Shimada, Hiroyuki	13	714	Japan	National Center for Geriatrics and Gerontology
Suzuki, Takao	12	772	Japan	National Center for Geriatrics and Gerontology
Makizako, Hyuma	12	713	Japan	National Center for Geriatrics and Gerontology
Tsutsumimoto, Kota	12	647	Japan	National Center for Geriatrics and Gerontology
Liu-Ambrose, Teresa	11	440	Canada	University of British Columbia
Tao Jing	10	318	China	Zhengzhou University of Light Industry
Chen Lidian	9	318	China	Fujian University of Traditional Chinese Medicine
Hampstead, Benjamin M.	9	356	USA	University of Michigan
Park, Hyuntae	9	538	Japan	National Center for Geriatrics and Gerontology

TC = total citations.



**Figure 4.** Authors Cooperation Map. The figure illustrates the collaborative network among prolific authors in the field of exercise interventions for MCI, generated using VOSviewer. Each node represents an author, and the connections signify collaboration. The map provides insights into the collaborative patterns and key contributors shaping research on this field. MCI = mild cognitive impairment.

highest publications with 13 articles and Suzuki, Takao has the highest total citations (TC) with 772 times.

We set the threshold at 5, resulting in 49 authors meeting the criteria out of a total of 2913 authors. As shown in Figure 4, only 13 authors among the 49 authors formed 2 collaboration networks. Each node represented the author’s name, the link

represented the co-authorship between different authors, and the node size represented the number of articles each author published. Figure 4 indicates that the red clusters represent the most prominent co-authorship network comprising 8 authors: Makizako, Hyuma; Doi, Takehiko; Suzuki, Takao; Shimada, Hiroyuki; Park, Hyuntae; Tsutsumimoto, Kota; Yoshida,

Daisuke; Uemura, Kazuki. Notable, another large co-authorship network in green included 5 authors.

### 3.4. The prolific journals

The included articles were published in 228 diverse academic periodicals, and the top 10 journals are shown in Table 2, the *Journal of Alzheimer's Disease* published the highest amounts of articles (n = 40), followed by *Frontiers in Aging Neuroscience* (n = 30), and *International Journal of Environmental Research and Public Health* (n = 14). The average IF of the top productive 10 journals was 3.51. *Frontiers in Aging Neuroscience* had the highest IF (n = 4.8) with the second highest publications (n = 30). These journals mainly belong to the neurosciences, geriatrics and gerontology. Notably, the journals ranked second and third are open access journals, and the journal ranked first is a hybrid journal.

### 3.5. The prolific institutions

A total of 1110 institutions are involved in this area. As listed in Table 3, the Veterans Health Administration was the most productive institution (n = 20), followed by the University of California System (n = 18) and Harvard University (n = 16). Notably, the USA has an overwhelming majority with 6 institutions in the top ten. Among the top 5 institutions, the top 4 were affiliated with the USA, and only one Canadian institution

ranked fifth. Moreover, Japan, Australia, and China each have one institution in the top ten. Overall, universities play a leading role in this field.

The institutional cooperation map reveals that out of 1085 organizations, 32 met the minimum document threshold of 7 documents per organization. Figure 5 illustrates that 25 out of these 32 institutions formed 4 collaborative networks. The most extensive cooperations were red clusters involving 11 countries. The third and fourth-ranked cooperation networks encompass 7 and 5 institutions, which are represented by green and blue, respectively.

### 3.6. The prolific countries

A total of 54 countries have conducted relevant studies in this area. As shown in Table 4, the publications of the USA (n = 153) and China (n = 126) occupied a dominant position, followed by Australia (48). Regarding influence, the most influential country was also the USA (H = 40), followed by China (H = 25), and Australia (H = 23). The top 3 countries with the highest TC are the USA (TC = 7066), Germany (TC = 3280), and England (TC = 2306). Notable, China is the only developing country among the top 10 countries. A total of 20 countries met the minimum publication threshold of 7 documents. Figure 6 shows that the 20 countries have formed 6 cooperation clusters. Specifically, the largest cluster represented by red includes England, Germany, Italy, Greece, Switzerland, and France. The second largest cluster represented by blue includes the USA, Japan, South Korea, and

**Table 2**  
The top 10 productive journals.

Rank	Journal	Record count (%)	IF (2022)	JCR category
1	Journal of Alzheimer's Disease	40 (7.030)	4.0	Neurosciences (Q2)
2	Frontiers in Aging Neuroscience	30 (5.272)	4.8	Geriatrics and Gerontology (Q2); Neurosciences (Q1)
3	International Journal of Environmental Research and Public Health	14 (2.460)	4.6 (2021)	Environmental Sciences (Q2); Public, Environmental and Occupational Health (Q2)
4	BMJ Open	12 (2.109)	2.9	Medicine, General and Internal (Q2)
5	Journal of Aging and Physical Activity	12 (2.109)	1.5	Geriatrics and Gerontology (Q4); Gerontology (Q3); Sport Sciences (Q3)
6	Aging Clinical and Experimental Research	11 (1.933)	4.0	Geriatrics and Gerontology (Q2)
7	Aging Mental Health	11 (1.933)	3.4	Geriatrics and Gerontology (Q3); Gerontology (Q2); Psychiatry (Q3); Psychiatry (Q2)
8	BMC Geriatrics	11 (1.933)	4.1	Geriatrics and Gerontology (Q3); Gerontology (Q2)
9	Trials	10 (1.757)	2.5	Medicine, Research and Experimental (Q4)
10	Brain Sciences	8 (1.406)	3.3	Neurosciences (Q3)

IF = impact factor, JCR = Journal Citation Reports.

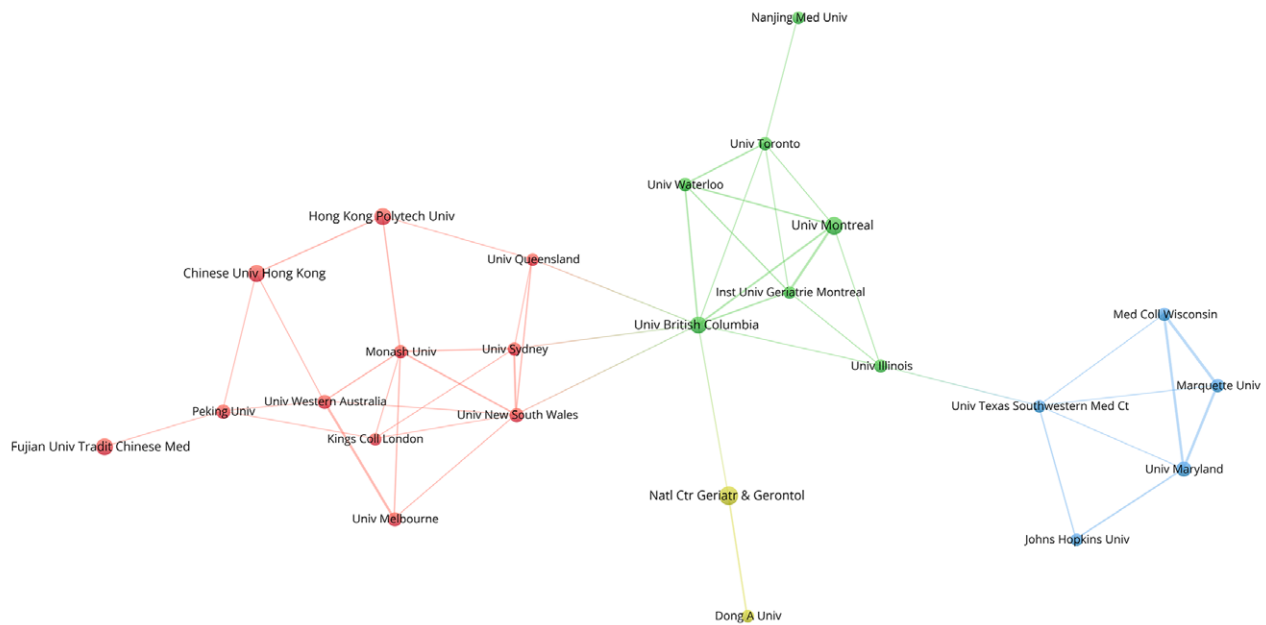
**Table 3**  
The top 10 institutions.

Rank	Institutions	Country	Article	TC	CPD	H
1	Veterans Health Administration	USA	20	3298	164.9	13
2	University of California System	USA	18	2532	140.67	10
3	Harvard University	USA	16	816	51	10
4	Universite De Montreal	Canada	16	777	48.56	10
5	Mayo Clinic	USA	15	2198	146.53	10
6	National Center for Geriatrics and Gerontology	Japan	15	773	51.53	12
7	State University System of Florida	USA	14	255	18.21	9
8	University of New South Wales Sydney	Australia	14	1256	89.71	12
9	University of Texas System	USA	13	249	19.15	8
10	Chinese University of Hong Kong	China	12	433	36.08	9

CPD = citations per document, H = H-index, TC = total citations.

Downloaded from http://journals.lww.com/md-journal by BNDMfsePHKav1ZEoum1QIN4a+kLlHEZgbsHh04XMI0hCy WCX1AWNyQpI/qHd3i3D00dRy7TVSfI4Cj3Vc4/OAvpDda8k2+YagH5t5KE= on 01/17/2025





**Figure 5.** Institutions cooperation map. This figure, generated using VOSviewer, depicts the collaborative network among prolific institutions in the field of exercise interventions for MCI. Each node represents an institution, and the connections reflect collaborative relationships. The map provides insights into the collaborative patterns and key institutional contributors shaping research on this field. MCI = mild cognitive impairment.

**Table 4**

**The top 10 countries.**

Rank	Country	Articles	TC	CPD	H
1	USA	153	7066	46.18	40
2	China	126	2250	17.86	25
3	Canada	48	1553	32.35	19
4	South Korea	48	608	12.67	14
5	Australia	46	2166	47.09	23
6	Germany	43	3280	76.28	15
7	Japan	35	1227	35.06	19
8	England	33	2306	69.88	15
9	Italy	28	772	27.57	15
10	Spain	24	2207	91.96	11

CPD = citations per document, H = H-index, TC = total citations.

Taiwan, China, and the smallest cooperation network consists of only 2 countries, Australia and Thailand.

Subsequently, we analyzed the distribution of publications in different countries to understand the current status of global publications. The data of the publications used in the drawing were from all 54 countries included in this study. Figure 7 depicts that the most active continents in terms of publication are America, Asia, Europe, and Oceania.

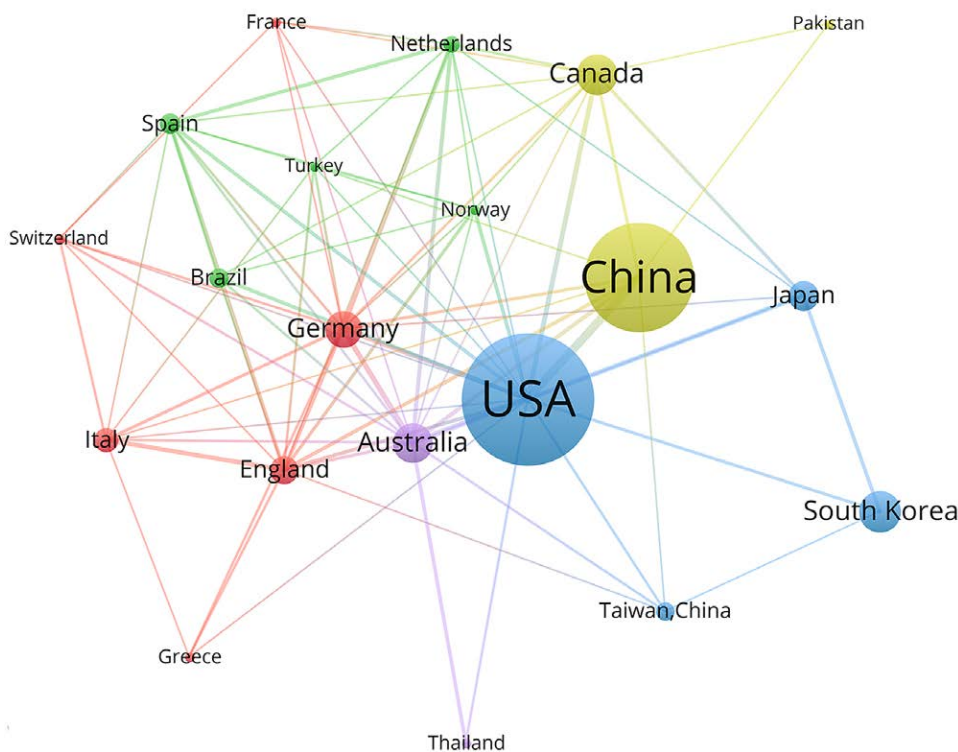
### 3.7. The global research hotspots and trend

**3.7.1. The research hotspots.** The keyword co-occurrence map could well present the research hotspots in an area. We created the map using co-occurrence analysis and a full counting strategy, setting the minimum number of keyword occurrences at 20. As shown in Figures 8, 57 of the 1932 keywords met the threshold. According to the classification generated by the VOSviewer algorithm represented by the 4 different colors, we could identify the research hotspot.

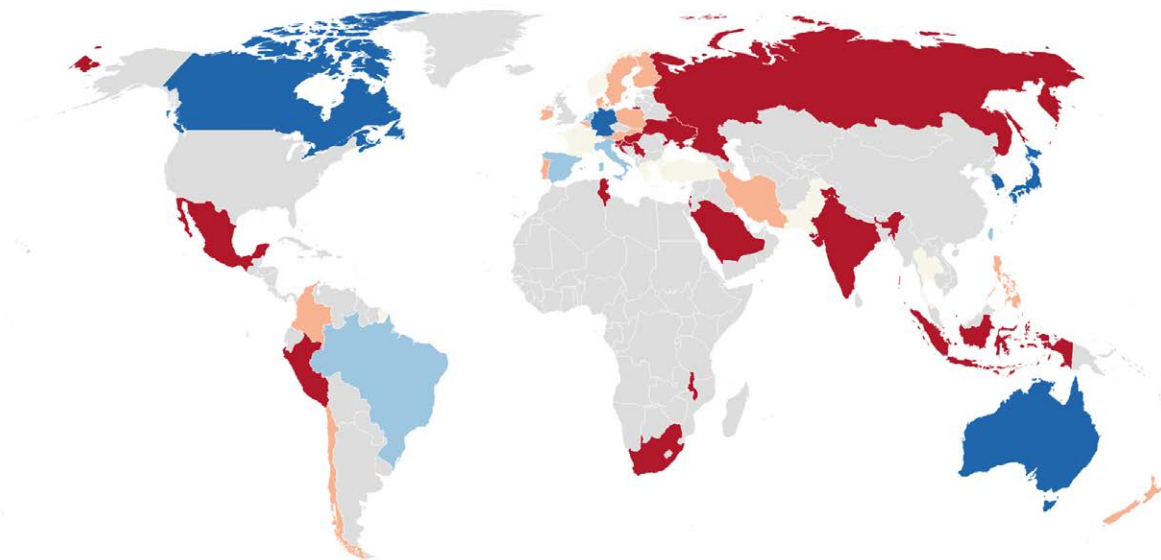

Figure 8 shows that the research hotspots mainly focused on: the effectiveness of different exercises for MCI (“exercise,” “aerobic exercise,” “physical exercise,” “performance,” “cognitive

function,” “mobility,” “balance,” “gait”) represented in the red cluster; neural mechanisms of exercise interventions for MCI (“intervention,” “efficacy,” “plasticity,” “rehabilitation,” “memory,” “working-memory”) represented in the blue cluster; and association between exercise and MCI (“association,” “prevalence,” “MCI,” “depression,” “Alzheimer’s-disease,” “dementia”) represented in green cluster. Notable, the yellow cluster includes only 4 keywords, “physical activity,” “Alzheimer’s disease,” “aging”, and “meta-analysis,” and since the difference of writing actually “physical activity” and “Alzheimer’s disease” have been included in the red cluster (physical-activity and Alzheimer-disease). Therefore, the yellow cluster cannot be recognized as a research hotspot due to include limited keywords.

**3.7.2. Research trend.** The CiteSpace was used to examine the citation burst of keywords. The values in brackets reflect the burst’s strength and the red nodes represent the aggregation of time. Occurrence burst, which indicates the steep increment of a keyword in appearance over a period, can reflect the evolution of a topic.<sup>[29,30]</sup> As shown in Figure 9, the top 5 keywords with the highest citation burst in exercise interventions for MCI were physical activity (5.23), “Alzheimer’s disease” (4.94), “decline” (4.67), “cognitive dysfunction” (4.53), and “executive function”



**Figure 6.** Countries cooperation map. This visualization, created using VOSviewer, illustrates the collaborative network among countries in the field of exercise interventions for MCI. Each node represents a country, and the connections depict collaborative relationships. The map provides insights into the global distribution of collaborative efforts. MCI = mild cognitive impairment.



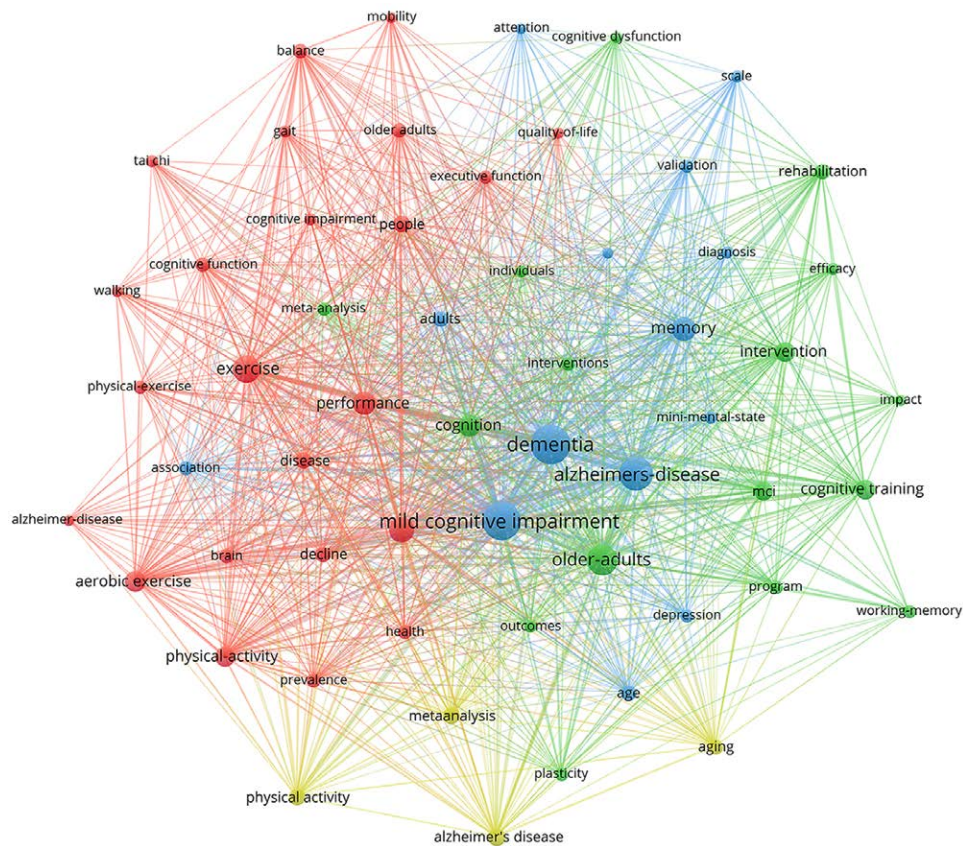
**Figure 7.** Geographical distribution of publications. The map depicts the global distribution of scholarly publications related to exercise interventions for MCI. Each region is color-coded based on the volume of contributions, offering a visual representation of the geographical spread of research output in this field. MCI = mild cognitive impairment.

(4.24). In addition, the lowest burst strength item was “risk” (2.27), and “Alzheimer’s disease” achieved the longest burst duration of 8 years. Notable, “quality,” “reliability,” “therapy,” and “virtual reality,” are the latest co-occurrence terms (2020-2023). Combining co-occurring terms and text analysis, we identified research trends as the “quality of exercise interventions” with an emphasis on integration with virtual reality technology.

#### 4. Discussion

##### 4.1. Basic information

Starting in 2018, publications saw a notable uptick, attributed to the popularity of “exercise is medicine” and the Alzheimer’s Association’s Mild Cognitive Impairment Guidelines, endorsing exercise as an intervention for MCI patients.<sup>[31]</sup> This led to a



**Figure 8.** Keywords co-occurrence map. This visualization, generated using VOSviewer, illustrates the collaborative network among countries in the field of exercise interventions for MCI based on keyword co-occurrence. Each node represents a keyword, and the connections depict co-occurrence relationships. Clusters of keywords can be used to identify research hotspots. MCI = mild cognitive impairment.

heightened focus on exercise intervention protocols, resulting in a rapid publication increase. In addition, the fitting equation ( $R = 0.7798$ ) also suggests that this field has broad prospects. However, from 2020 to 2022, a decline occurred, possibly influenced by the global impact of COVID-19, hindering relevant studies due to worldwide home quarantine. Disciplinary classifications by WOS revealed associations with geriatrics, neurosciences, psychiatry, psychology, internal medicine, and sport science, showcasing the interdisciplinary nature of MCI research. This aligns with the prevalent notion that “exercise is medicine”<sup>[8]</sup> and the effectiveness of exercise as a non-pharmacological intervention for MCI.<sup>[32]</sup>

The top 5 prolific researchers, all from Japan, particularly the National Center for Geriatrics and Gerontology, form a stable collaboration network. Their research covers multicomponent exercise interventions,<sup>[33,34]</sup> dual-task training,<sup>[35,36]</sup> neural mechanisms of exercise for individuals with MCI,<sup>[36,37]</sup> and safety of driving skills training in patients with MCI.<sup>[38]</sup> Another significant collaboration network is led by Teresa Liu-Ambrose, indicating that the top 10 authors have made outstanding contributions to the field.

Seven of the top 10 journals boast a high impact factor ( $IF > 3$ ), with an average IF of 3.51, emphasizing quality in the MCI research field. The top 3 prolific journals, *Frontiers in Aging Neuroscience*, *International Journal of Environmental Research and Public Health*, and *Journal of Alzheimer's Disease*, are open access or hybrid journals, aligning with the current emphasis on open-access publication for broader accessibility.<sup>[39]</sup> Prolific institutions are largely dominated by the USA, with the Veterans Health Administration leading in productivity. However, the institution cooperation map reveals limited collaboration among the top 6 institutions, indicating little

contact or cooperation. Among the top 10 productive countries, all except China are developed countries, emphasizing a significant gap between developing and developed countries in MCI research. The USA leads in published papers and H-index, with notable discrepancies in cooperation among highly productive countries, possibly due to diverse research focuses and spatial barriers.

## 4.2. Global research hotspots

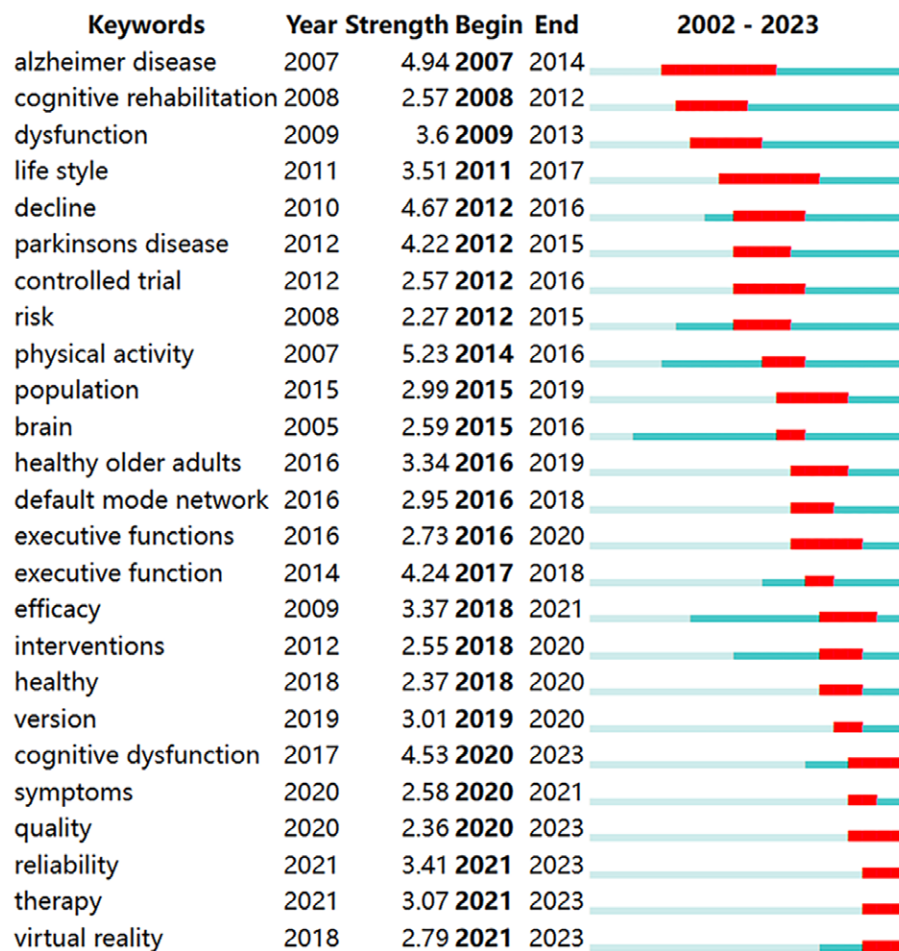
### 4.2.1. Effectiveness of different exercise interventions.

Figure 8 shows that the red cluster represents the effects of exercise (“physical exercise” and “exercise”) on cognitive (“cognitive function”) and physical function (“mobility” and “gait”). Regarding the efficacy of different exercise interventions on cognition, one meta-analysis reported that aerobic exercise was the optimal format.<sup>[14]</sup> In contrast, another meta-analysis indicated that resistance exercise would be more beneficial.<sup>[40]</sup> Some studies also reported that multicomponent exercise<sup>[41]</sup> and mind-body exercise<sup>[15]</sup> could also improve cognitive function in MCI patients. Moreover, some studies have focused on the effects of exercise interventions on gait and mobility functions in patients with MCI.<sup>[42,43]</sup> Furthermore, emerging studies have begun to focus on new exercise intervention forms, such as exergaming that combine virtual reality technology and exercise, which is described in the next section.

To comprehensively assess the impact of exercise interventions, it is crucial to consider various targeted symptoms like sleep quality, depression, and quality of life. Another key challenge lies in accurately evaluating the effects, with the most rigorous approach currently involving a blend of subjective



# Top 25 Keywords with the Strongest Citation Bursts



**Figure 9.** Top 30 keywords with the strongest citation burst. The diagram, generated using CiteSpace, highlights the keywords with the most significant citation bursts in the literature on exercise interventions for MCI. The value of “Strength” in the figure represents the burst strength, and begin and end represent the emergent start and end time points. The visualization provides insights into the dynamic trends and influential themes within the field over time. MCI = mild cognitive impairment.

measures (such as scales) and objective assessments (including magnetic resonance imaging, electroencephalography, and biological markers).<sup>[44]</sup> Notably, existing research has paid less focus on the long-term effects of exercise interventions. More multi-armed and long-term randomized controlled trials with follow-up are needed to compare various exercise interventions.

**4.2.2. Neural mechanisms of exercise interventions for MCI.** Exercise interventions that could improve cognitive function may be related to neuroplasticity and brain plasticity and the theory indicates that cognitive function can be improved and to some extent reversed by exercise interventions. The specific mechanisms of cognitive improvement by exercise are to increase cortical thickness, improve white matter integrity, alter the activity of functional brain areas, enhance connectivity between brain areas, and promote the secretion of biological factors.<sup>[45-47]</sup> Additionally, studies have proposed the selective improvement hypothesis,<sup>[48]</sup> the cardiovascular fitness hypothesis,<sup>[49]</sup> and a model of the effectiveness of physical activity on mediators of cognition.<sup>[50]</sup> For instance, Aerobic exercise is essential for enhancing cardiovascular fitness,<sup>[51]</sup> which boosts cerebral blood flow, increases oxygen and glucose supply to brain tissue, and improves neurotransmitter availability and cognitive efficiency.<sup>[52]</sup> Moreover, aerobic exercise also could

stimulate the synthesis of neurotrophic factors.<sup>[53]</sup> Notably, to comprehensively explore this mechanism, researchers have combined multiple neuroimaging methods, such as fMRI and electroencephalography, to assess changes in brain structure and function.<sup>[54]</sup>

**4.2.3. Associations between exercise and MCI.** Many cross-sectional studies have used correlation analysis to identify a positive association between participation in exercise and reduced prevalence of MCI.<sup>[55,56]</sup> Specifically, one study using a representative sample from Spain showed a higher prevalence of MCI at low compared to moderate levels of physical activity.<sup>[55]</sup> Additionally, some cross-sectional studies have utilized logistic regression analysis to examine their relationship, revealing that exercise serves as a protective factor against MCI.<sup>[57]</sup> Some cohort studies have also reported a positive association with exercise to alleviate MCI.<sup>[58]</sup> Moreover, some randomized controlled trials have explored this association and demonstrated that regular exercise intervention can effectively improve the cognition of MCI patients.<sup>[40,59]</sup> Notably, “depression” is presented in the green cluster in Figure 8. The possible explanation is that depression is the most common psychiatric symptom in MCI patients,<sup>[60]</sup> and the severity of depressive symptoms is also an important mediating variable for exercise to improve MCI.<sup>[61,62]</sup>

Downloaded from http://journals.lww.com/md-journal by BNDMf5ePHKav1zEoum1QIN4a+kLlHEZgbsIHo4XMI0hCy wCX1AWNyQpI/qHID3i3D000dRy7TVSfI4C3Vc4/OAVpdDa8K2+Y6H515KE= on 01/17/2025

For instance, Wang et al verified that depressive symptoms were an important mediator variable for structured exercise improving the general cognitive function.<sup>[61]</sup>

### 4.3. Research trend

Keywords with citation bursts are recognized as signs of research frontier. Based on a comprehensive analysis, “the quality of exercise interventions” was identified as the frontier topic. The quality of exercise intervention for MCI is affected by factors such as intervention type, intensity, frequency, length, duration, setting, delivery (individual/group), supervision, and other factors. However, there is currently no consensus on the optimal dose of exercise interventions for MCI. A meta-analysis has reported that vigorous intensity can achieve better intervention effects than moderate intensity. Additionally, this study indicated that the effect of training 3 times/week is superior to that of 1 to 2 times/week.<sup>[63]</sup> It was also reported that the prevalence of older adults with cognitive impairment who exercised more than 4 times/week was significantly lower than those who exercised less than 3 times/week.<sup>[64]</sup> In addition, studies have shown that group and supervised interventions are more effective.

Recently, virtual reality interventions for MCI have gained substantial attention. Exergaming, which combines physical exercise with virtual reality technology, is an emerging and promising intervention that is reported to have positive effects on MCI patients.<sup>[65,66]</sup> Importantly, the study has demonstrated that participating in exergaming interventions is more entertaining and closer to daily life settings, which may enhance compliance with the intervention.<sup>[67]</sup> Nintendo’s exergaming device is a popular choice due to its rich and adaptable content. However, due to the limitations of the required equipment for the intervention, relevant research is still scarce. Notably, some studies suggest that combined interventions, such as combined exercise and cognitive<sup>[68]</sup> or nutritional intervention,<sup>[69]</sup> may have additive effects on MCI. Future more studies with robust designs should be conducted to confirm the additive effects.

### 5. Limitations

The present study has 3 limitations. Firstly, it was limited to the WoSCC, excluding non-English published articles. Second, we have attempted to cover more systematic search terms, but there may be missing literature. Third, citation analysis is inherently biased as older publications tend to accumulate more citations over time than newer ones, which may impact the reliability of the findings.

### 6. Conclusion

This study provides a bibliometric analysis of exercise interventions for MCI publications from 2002 to 2023. The current status indicates that this area has a promising development trend, the principal authors and institutions have made prominent contributions, the subject classification was interdisciplinarity, the research hotspots were concentrated, and the research trend was distinctive. However, there is poor collaboration between countries and institutions, and there is a large gap between developed and developing countries. Future research should emphasize improving the quality of interventions. The present study provides a valuable scientific perspective and practical insights for scholars.

### Author contributions

**Conceptualization:** Qing Yi, Jadeera Phaik Geok Cheong, Victor Selvarajah Selvanayagam.

**Data curation:** Qing Yi.

**Formal analysis:** Qing Yi, Xutao Liu.

**Methodology:** Qing Yi, Shuo Wang, XiaoWei Feng, Xutao Liu.

**Project administration:** Jadeera Phaik Geok Cheong.

**Software:** Qing Yi, Shuo Wang, XiaoWei Feng, Xutao Liu.

**Supervision:** Jadeera Phaik Geok Cheong, Victor Selvarajah Selvanayagam.

**Validation:** Qing Yi, Victor Selvarajah Selvanayagam.

**Visualization:** Qing Yi, Shuo Wang.

**Writing – original draft:** Qing Yi.

**Writing – review & editing:** XiaoWei Feng, Jadeera Phaik Geok Cheong, Victor Selvarajah Selvanayagam.

### References

- [1] Birks JS. Cholinesterase inhibitors for Alzheimer’s disease. *Cochrane Database Syst Rev.* 2006;2016:41–52.
- [2] Organization WH. Global action plan on the public health response to dementia 2017–2025. 2017.
- [3] Petersen RC, Lopez O, Armstrong MJ, et al. Practice guideline update summary: mild cognitive impairment: report of the guideline development, dissemination, and implementation subcommittee of the American Academy of Neurology. *Neurology.* 2018;90:126–35.
- [4] Gauthier S, Reisberg B, Zaudig M, et al. Mild cognitive impairment. *The Lancet.* 2006;9518:1262–70.
- [5] Langa KM, Levine DA. The diagnosis and management of mild cognitive impairment: a clinical review. *JAMA.* 2014;312:2551–61.
- [6] Mitchell AJ, Shiri-Feshki M. Rate of progression of mild cognitive impairment to dementia – meta-analysis of 41 robust inception cohort studies. *Acta Psychiatr Scand.* 2009;119:252–65.
- [7] Cooper C, Mukadam N, Katona C, et al. Systematic review of the effectiveness of pharmacologic interventions to improve quality of life and well-being in people with dementia. *Am J Geriatr Psychiatry.* 2013;21:173–83.
- [8] Sallis RE. Exercise is medicine and physicians need to prescribe it. *Br J Sports Med.* 2009;43:3–4.
- [9] ten Brinke LF, Bolandzadeh N, Nagamatsu LS, et al. Aerobic exercise increases hippocampal volume in older women with probable mild cognitive impairment: a 6-month randomised controlled trial. *Br J Sports Med.* 2015;49:248–54.
- [10] Song D, Yu DSF. Effects of a moderate-intensity aerobic exercise programme on the cognitive function and quality of life of community-dwelling elderly people with mild cognitive impairment: a randomised controlled trial. *Int J Nurs Stud.* 2019;93:97–105.
- [11] Tsai C-L, Pai M-C, Ukropec J, Ukropecova B. Distinctive effects of aerobic and resistance exercise modes on neuro-cognitive and biochemical changes in individuals with mild cognitive impairment. *Curr Alzheimer Res.* 2019;16:316–32.
- [12] Thaiyanto J, Sittichoke C, Phirom K, Sungkarat S. Effects of multi-component exercise on cognitive performance and fall risk in older women with mild cognitive impairment. *J Nutrition Health Aging.* 2021;25:160–4.
- [13] de Melo Rondao CA, Mota MP, Oliveira MM, Peixoto F, Esteves D. Multicomponent exercise program effects on fitness and cognitive function of elderly with mild cognitive impairment: involvement of oxidative stress and BDNF. *Front Aging Neurosci.* 2022;14:14950937.
- [14] Song D, Yu DSF, Li PWC, Lei Y. The effectiveness of physical exercise on cognitive and psychological outcomes in individuals with mild cognitive impairment: a systematic review and meta-analysis. *Int J Nurs Stud.* 2018;79:155–64.
- [15] Zou L, Loprinzi PD, Yeung AS, Zeng N, Huang T. The beneficial effects of mind-body exercises for people with mild cognitive impairment: a systematic review with meta-analysis. *Arch Phys Med Rehabil.* 2019;100:1556–73.
- [16] Ahmad P, Asif JA, Alam MK, Slots J. A bibliometric analysis of periodontology 2000. *Periodontol 2000.* 2020;82:286–97.
- [17] Usman M, Ho YS. A bibliometric study of the Fenton oxidation for soil and water remediation. *J Environ Manage.* 2020;270:110886.
- [18] Trejo-Castro AI, Carrion-Alvarez D, Martinez-Torteya A, Rangel-Escareno C. A bibliometric review on gut microbiome and Alzheimer’s Disease Between 2012 and 2021. *Front Aging Neurosci.* 2022;14:804177.
- [19] Li L, He R, Yan H, Leng Z, Zhu S, Gu Z. Nanotechnology for the diagnosis and treatment of Alzheimer’s disease: a bibliometric analysis. *Nano Today.* 2022;47:101654.

- [20] Li X, Wei W, Wang Y, Wang Q, Liu Z. Global trend in the research and development of acupuncture treatment on Parkinson's Disease From 2000 to 2021: A Bibliometric Analysis. *Front Neurol.* 2022;13:906317.
- [21] Li T, Ho YS, Li CY. Bibliometric analysis on global Parkinson's disease research trends during 1991-2006. *Neurosci Lett.* 2008;441:248-52.
- [22] Zhu K, Lin R, Li H. Study of virtual reality for mild cognitive impairment: a bibliometric analysis using CiteSpace. *Int J Nurs Sci.* 2022;9:129-36.
- [23] Sobral SR, Sobral M. Computerized cognitive stimulation for people with dementia or with mild cognitive impairment: a bibliometric review. *Dement Neuropsychol.* 2021;15:28-40.
- [24] Yang W, Liu X, Zhang X, et al. Bibliometric analysis of acupuncture and moxibustion treatment for mild cognitive impairment. *Front Neurosci.* 2023;17:1209262.
- [25] Zhang F, Ye J, Bai Y, Wang H, Wang W. Exercise-based renal rehabilitation: a bibliometric analysis from 1969 to 2021. *Front Med (Lausanne).* 2022;9:842919.
- [26] Feng X-W, Hadizadeh M, Zheng L-H, Li W-H. A bibliometric and visual analysis of exercise intervention publications for Alzheimer's Disease (1998-2021). *J Clin Med.* 2022;11:5903.
- [27] You Y, Li W, Liu J, Li X, Fu Y, Ma X. Bibliometric review to explore emerging high-intensity interval training in health promotion: a new century picture. review. *Front Public Health.* 2021;9:9697633.
- [28] Li WH, Hadizadeh M, Yusof A, Naharudin MN. Analysis of research trends on elbow pain in overhead sports: a bibliometric study based on web of science database and VOSviewer. *Healthcare (Basel, Switzerland).* 2022;10:2242.
- [29] Chen C, Hu Z, Liu S, Tseng H. Emerging trends in regenerative medicine: a scientometric analysis in CiteSpace. *Expert Opin Biol Ther.* 2012;12:593-608.
- [30] Chen C, Dubin R, Kim MC. Orphan drugs and rare diseases: a scientometric review (2000-2014). *Expert Opin Orphan Drugs.* 2014;2:709-24.
- [31] Association As. 2018 Alzheimer's disease facts and figures. *Alzheimer's Dementia.* 2018;14:367-429.
- [32] Teixeira CV, Gobbi LT, Corazza DI, Stella F, Costa JL, Gobbi S. Non-pharmacological interventions on cognitive functions in older people with mild cognitive impairment (MCI). *Arch Gerontol Geriatr.* 2012;54:175-80.
- [33] Suzuki T, Shimada H, Makizako H, et al. Effects of multicomponent exercise on cognitive function in older adults with amnesic mild cognitive impairment: a randomized controlled trial. *BMC Neurol.* 2012;12:12128.
- [34] Doi T, Makizako H, Shimada H, et al. Effects of multicomponent exercise on spatial-temporal gait parameters among the elderly with amnesic mild cognitive impairment (aMCI): preliminary results from a randomized controlled trial (RCT). *Arch Gerontol Geriatr.* 2013;56:104-8.
- [35] Makizako H, Doi T, Shimada H, et al. Does a multicomponent exercise program improve dual-task performance in amnesic mild cognitive impairment? A randomized controlled trial. *Aging Clin Exp Res.* 2012;24:640-6.
- [36] Doi T, Shimada H, Makizako H, et al. Effects of white matter lesions on trunk stability during dual-task walking among older adults with mild cognitive impairment. *Age (Dordrecht, Netherlands).* 2015;37:120.
- [37] Makizako H, Liu-Ambrose T, Shimada H, et al. Moderate-intensity physical activity, hippocampal volume, and memory in older adults with mild cognitive impairment. *J Gerontol Series a-Biol Sci Med Sci.* 2015;70:480-6.
- [38] Ishii H, Doi T, Tsutsumimoto K, Nakakubo S, Kurita S, Shimada H. Long-term effects of driving skill training on safe driving in older adults with mild cognitive impairment. *J Am Geriatr Soc.* 2021;69:506-11.
- [39] Björk B-C. Open access - maximizing research impact in the Internet age. *Am Soc Civil Engineers.* 2006;20:225-6.
- [40] Huang X, Zhao X, Li B, et al. Comparative efficacy of various exercise interventions on cognitive function in patients with mild cognitive impairment or dementia: a systematic review and network meta-analysis. Review. *J Sport Health Sci.* 2022;11:212-23.
- [41] Jeong MK, Park KW, Ryu JK, Kim GM, Jung HH, Park H. Multi-component intervention program on habitual physical activity parameters and cognitive function in patients with mild cognitive impairment: a randomized controlled trial. *Int J Environ Res Public Health.* 2021;18:6240.
- [42] Langoni CS, Resende TL, Barcellos AB, et al. The effect of group exercises on balance, mobility, and depressive symptoms in older adults with mild cognitive impairment: a randomized controlled trial. *Clin Rehabil.* 2019;33:439-49.
- [43] Lam FM, Huang M-Z, Liao L-R, Chung RC, Kwok TC, Pang MY. Physical exercise improves strength, balance, mobility, and endurance in people with cognitive impairment and dementia: a systematic review. *J Physiother.* 2018;64:4-15.
- [44] Karamacoska D, Butt A, Leung IH, et al. Brain function effects of exercise interventions for cognitive decline: a systematic review and meta-analysis. *Front Neurosci.* 2023;17:1127065.
- [45] Livingston G, Sommerlad A, Orgeta V, et al. Dementia prevention, intervention, and care. *Lancet.* 2017;390:2673-734.
- [46] Phillips C. Lifestyle Modulators of neuroplasticity: how physical activity, mental engagement, and diet promote cognitive health during aging. *Neural Plast.* 2017;2017:3589271.
- [47] Bruel-Jungerman E, Davis S, Laroche S. Brain plasticity mechanisms and memory: a party of four. *Neuroscientist.* 2007;13:492-505.
- [48] Kramer AF, Hahn S, Cohen NJ, et al. Ageing, fitness and neurocognitive function. *Nature.* 1999;400:418-9.
- [49] North TC, McCullagh P, Tran ZV. Effect of exercise on depression. *Exerc Sport Sci Rev.* 1990;18:379-415.
- [50] Spirduso WW. The influence of exercise on cognition in older adults. *Rev Investig Educ.* 2009;6:195-8.
- [51] Chaudhary S, Kang MK, Sandhu JS. The effects of aerobic versus resistance training on cardiovascular fitness in obese sedentary females. *Asian J Sports Med.* 2010;1:177-84.
- [52] Ainslie PN, Cotter JD, George KP, et al. Elevation in cerebral blood flow velocity with aerobic fitness throughout healthy human ageing. *J Physiol.* 2008;586:4005-10.
- [53] Ratey JJ, Loehr JE. The positive impact of physical activity on cognition during adulthood: a review of underlying mechanisms, evidence and recommendations. *Rev Neurosci.* 2011;22:171-85.
- [54] Warbrick T. Simultaneous EEG-fMRI: what have we learned and what does the future hold. *Sensors (Basel, Switzerland).* 2022;22:2262.
- [55] Lara E, Koyanagi A, Olaya B, et al. Mild cognitive impairment in a Spanish representative sample: prevalence and associated factors. *Int J Geriatr Psychiatry.* 2016;31:858-67.
- [56] Vancampfort D, Stubbs B, Lara E, Vandenbulcke M, Swinnen N, Koyanagi A. Mild cognitive impairment and physical activity in the general population: Findings from six low- and middle-income countries. *Exp Gerontol.* 2017;100:100-5.
- [57] Li W, Li Y, Chen Y, Yue L, Xiao S. Association between physical exercise, executive function, and cerebellar cortex: a cross-sectional study among the elderly in Chinese communities. *Front Aging Neurosci.* 2022;14:975329.
- [58] Feter N, Dumith SC, Smith EC, et al. Physical activity attenuates the risk for dementia associated with aging in older adults with mild cognitive impairment. Findings from a population-based cohort study. *J Psychiatr Res.* 2021;141:1-8.
- [59] Lee J. Effects of aerobic and resistance exercise interventions on cognitive and physiologic adaptations for older adults with mild cognitive impairment: a systematic review and meta-analysis of randomized controlled trials. *Int J Environ Res Public Health.* 2020;17:9216.
- [60] Bruce JM, Bhalla R, Westervelt HJ, Davis J, Williams V, Tremont G. Neuropsychological correlates of self-reported depression and self-reported cognition among patients with mild cognitive impairment. *J Geriatr Psychiatry Neurol.* 2008;21:34-40.
- [61] Wang L, Wu B, Tao H, et al. Effects and mediating mechanisms of a structured limbs-exercise program on general cognitive function in older adults with mild cognitive impairment: A randomized controlled trial. *Int J Nurs Stud.* 2020;110:103706.
- [62] Chang J, Zhu W, Zhang J, et al. The Effect of Chinese square dance exercise on cognitive function in older women with mild cognitive impairment: the mediating effect of mood status and quality of life. *Front Psychiatry.* 2021;12:711079.
- [63] Shao Z, Hu M, Zhang D, et al. Dose-response relationship in non-pharmacological interventions for individuals with mild cognitive impairment: a systematic review and meta-analysis of randomised controlled trials. *J Clin Nurs.* 2022;31:3390-401.
- [64] Larson EB, Wang L, Bowen JD, et al. Exercise is associated with reduced risk for incident dementia among persons 65 years of age and older. *Ann Intern Med.* 2006;144:73-81.
- [65] Cai Z, Ma Y, Li L, Lu GZ. Effects of exergaming in older individuals with mild cognitive impairment and dementia: a systematic review and meta-analysis. *Geriatr Nurs.* 2023;51:351-9.
- [66] Liu CL, Cheng FY, Wei MJ, Liao YY. Effects of Exergaming-Based Tai Chi on cognitive function and dual-task Gait performance in older adults with mild cognitive impairment: a randomized control trial. *Front Aging Neurosci.* 2022;14:761053.

- [67] Herold F, Hamacher D, Schega L, Müller NG. Thinking while moving or moving while thinking—concepts of motor-cognitive training for cognitive performance enhancement. *Front Aging Neurosci.* 2018;10:228.
- [68] Shimada H, Makizako H, Doi T, et al. Effects of combined physical and cognitive exercises on cognition and mobility in patients with mild cognitive impairment: a randomized clinical trial. *J Am Med Dir Assoc.* 2018;19:584–91.
- [69] Yang Q-h, Lyu X, Lin Q-r, et al. Effects of a multicomponent intervention to slow mild cognitive impairment progression: a randomized controlled trial. *Int J Nurs Stud.* 2022;125:104110.