



**UNIVERSITI PUTRA MALAYSIA**

**DYNAMIC CHANNEL ALLOCATION FOR WIRELESS ATM**

**FEI WANG LI**

**FK 2000 53**

**DYNAMIC CHANNEL ALLOCATION FOR WIRELESS ATM**

**By**

**FEI WANG LI**

**Thesis Submitted in Fulfilment of the Requirement for the  
Degree of Master of Science in Faculty of Engineering  
Universiti Putra Malaysia**

**December 2000**



Abstract of the thesis presented to the Senate of Universiti Putra Malaysia in  
fulfilment of the requirement for the degree of Master of Science

## **DYNAMIC CHANNEL ALLOCATION FOR WIRELESS ATM**

**By**

**FEI WANGLI**

**December 2000**

**Chairman: Associate Professor Borhanuddin Mohd. Ali, Ph.D.**

**Faculty: Engineering**

This thesis examines distributed Dynamic Channel Allocation (DCA) for the wireless environment through simulation. A wireless ATM network simulator was developed in C language. Performance is judged in terms of Normalized User Payload Throughput (NUPT), Percentage of Frequency Change (PFC), Ratio of Frequency Reuse (RFR), Frame Size ( $F_s$ ) and Frame Delay ( $F_d$ ) against traffic load. Some Distributed DCA channel selection strategies are examined, namely Two Frame Transmission (TFT) strategy, Access In Rotation (AIR) strategy and Intensive Access (IA) strategy. The performance of these strategies has been compared with Magic Wand Resource Reservation strategy first.

In the Two Frame Transmission (TFT) strategy, Access Point (AP) requests for a channel assignment every two frames, therefore the communication complexity is reduced. The Percentage of Frequency Change (PFC) is reduced by about 50%, but the Normalized User Payload Throughput (NUPT) of TFT strategy is lower than Magic Wand Resource Reservation Strategy first.



In the Access In Rotation (AIR) strategy, Mobile Terminals (MT) are divided into two groups, which access in rotation. In AIR strategy, the Normalized User Throughput (NUPT), and reduce Ratio of Frequency Reuse (RFR) are improved.

In the Intensive Access (IA) strategy, MTs access with a relative smaller interarrival. The simulation results show that the Normalized User Payload Throughput (NUPT) is improved when IA strategy is applied.

A criteria of performance evaluation has been developed to evaluate the performance of wireless ATM network, they are namely Stability factor of physical layer (SPHY), Stability factor of traffic load ( $S_t$ ), Ratio of Frequency Reuse (RFR).



Abstrak tesis yang dikemukakan kepada Senat Universiti Putra Malaysia untuk memenuhi keperluan ijazah Master Sains

**PERUNTUKAN SALURAN DINAMIK UNTUK ATM TANPA WAYAR**

Oleh

**FEI WANGLI**

**Disember 2000**

**Pengerusi: Profesor Madya Borhanuddin Mohd. Ali, Ph.D.**

**Fakulti: Kejuruteraan**

Tesis ini mengkaji pengagihan peruntukan saluran dinamik untuk persekitaran ATM Tanpa Wayar melalui simulasi yang diaturcara dalam bahasa pengaturcaraan C. Prestasi dinilai berdasarkan Truput Pengguna Ternormal (NUPT), peratusan perubahan frekuensi (PFC), nisbah penggunaan semula frekuensi (RFR), saiz bingkai ( $F_s$ ) dan lengah masa tettingkap ( $F_d$ ) berbanding beban trafik. Tiga strategi pemilihan pengagihan saluran telah dikaji, iaitu strategi Penghantaran Dua Tettingkap (TFT), strategi Pencapaian Putaran (AIR) dan strategi Pencapaian Intensif (IA). Prestasi strategi-strategi ini telah dibandingkan dengan Strategi Pemesanan Sumber Magic Wand 1.

Pada strategi Transmisi Dua Tettingkap (TFT), Titik Pencapaian (Access Point) memohon satu peruntukan saluran untuk setiap dua tettingkap, maka kerumitan komunikasi dikurangkan. TFT juga boleh mengurangkan peratusan perubahan frekuensi sebanyak 50 %, tetapi Truput Pengguna Ternormal (NUPT) untuk strategi



TFT adalah lebih rendah jika dibandingkan dengan Strategi Pemesanan Sumber Magic Wand 1.

Pada strategi Pencapaian Dalam Putaran (AIR), terminal boleh alih dibahagikan kepada dua kumpulan, yang membuat pencapaian secara bergilir. Strategi AIR boleh meningkatkan Truput Pengguna Ternormal (NUPT) dan mengurangkan nisbah penggunaan semula frekuensi.

Strategi Pencapaian Intensif (IA) merujuk kepada situasi di mana terminal boleh alih membuat pencapaian dengan ketumpatan yang tinggi. Hasil simulasi menunjukkan Truput Pengguna Ternormal (NUPT) dapat diperbaiki apabila strategi ini dipraktikkan.

Satu kriteria pengujian prestasi telah dirumus untuk mengkaji prestasi rangkaian ATM tanpa wayar. Ia terdiri daripada faktor kestabilan, faktor kestabilan beban trafik dan nisbah penggunaan semula frekuensi.

## ACKNOWLEDGEMENTS

I would firstly like to thank IRPA for funding this work. This thesis has been fully funded by Malaysian Government IRPA grant 04-01-04-0002. I also wish to express my thanks to some of the individuals who made this work possible. Foremost of these is my supervisor, Dr. Borhanuddin Mohd. Ali, the chairman of my supervisory committee, gave me the opportunity to work on a very interesting and practical problem.

I am grateful to my two supervisors Mr. Ashraf Gasim Elsid Abdalla and Dr. V. Prakash for their time, support and patience and without which much of this work would not have been possible. My sincerest thanks go to Dr. Sabira for all her informative discussions and constructive suggestions during these graduate studies.

I am also glad to express my gratitude in particular to research team including without their support and advices, this work would not have been possible at all.

Finally, I would also like to thank my wife for giving me great support to proceed with the thesis.




I certify that an Examination Committee met on 12<sup>th</sup> December 2000 to conduct the final examination of Fei WangLi, on his Master of Science thesis entitled “Dynamic Channel Allocation for Wireless ATM” in accordance with Universiti Pertanian Malaysia (High Degree) Act 1980 and Universiti Pertanian Malaysia (High Degree) Regulations 1981. The Committee recommends that the candidate be awarded the relevant degree. Members of the Examination Committee are as follows:

**SAMSUL BAHARI MOHD NOOR, Ph.D,**  
Lecturer,  
Faculty of Engineering,  
Universiti Putra Malaysia  
(Chairman)

**BORHANUDDIN MOHD.ALI, Ph.D,**  
Associate Professor,  
Faculty of Engineering,  
Universiti Putra Malaysia.  
(Member)

**ASHRAF GASIM ELSID ABDALLA**  
Lecturer,  
Faculty of Engineering,  
Universiti Putra Malaysia.  
(Member)

**VEERARAGHAVAN PRAKASH, Ph.D,**  
Lecturer,  
Faculty of Engineering,  
Universiti Putra Malaysia.  
(Member)



-----  
**MOHD.GHAZALI MOHAYIDIN, Ph.D,**  
Professor/Deputy Dean of Graduate School,  
Universiti Putra Malaysia.

Date: **19 DEC 2000**



This thesis submitted to the Senate of Universiti Putra Malaysia has been accepted as fulfilment of the requirement for the degree of Master of Science.

*Kamis Awang*

---

**KAMIS AWANG, Ph.D,**  
Associate Professor/Dean of Graduate School,  
Universiti Putra Malaysia.

Date: 11 JAN 2001

I hereby declare that the thesis is based on my original work except for quotations and citations which have been duly acknowledged. I also declare that it has not been previously or concurrently submitted for any other degree at UPM or other institutions.

Fei WangLi  
Fei WangLi

Date: Dec 19 2000



## TABLE OF CONTENTS

	<b>Page</b>
ABSTRACT	ii
ABSTRAK	iv
ACKNOWLEDGEMENTS	vi
APPROVAL SHEETS	vii
DECLARATION FORM	ix
LIST OF TABLES	xiii
LIST OF FIGURES	xiv
LIST OF ABBREVIATIONS	xvii
LIST OF NOTATIONS	xx
<b>CHAPTER</b>	
<b>I INTRODUCTION</b>	
Wireless ATM Overview	1
Wireless ATM Architecture	4
Medium Access Control	6
Data Link Control	8
Physical Layer	8
Propagation	9
European Projects	10
Overview of Channel Assignment Methods	11
Objectives	14
Organization of This Thesis	15
<b>II LITERATURE REVIEW</b>	
Introduction	17
Wireless Networks	17
Service Categories	18
Constant Bit Rate (CBR) Service	18
Real- Time Variable Bit Rate (rt-VBR) Service	20
Non-Real-Time Variable Bit Rate (nrt-VBR) Service	22
Physical Layer of Magic WAND	23
Mobile Access Scheme Based on Contention And Reservation for ATM (MASCARA) Time Frame	24
Time Slot Allocation in the Radio Link	27
MASCARA Scheduling Algorithm	28
Dynamic Channel Allocation Strategies	30
Distributed Channel Allocation Schemes	35
Traffic Load Management	36
Dynamic Cell Size Adjustment (DCESA)	36
Flow Control	38
Dynamic Bandwidth Allocation	39
Conclusion	41



<b>III.</b>	<b>RESEARCH METHODOLOGY</b>	
	Introduction	42
	Distributed Channel Allocation Scheme	42
	DCA Strategies in Simulation	43
	Two Frame Transmission (TFT) Strategy	43
	Access In Rotation (AIR) Strategy	45
	Intensive Access (IA) Strategy	46
	Simulation Parameters	46
	Simulation Design	47
	VBR Source and Markov Chain	48
	Simulation Scenario	50
	Simulation Modules	53
	Conclusion	54
<b>IV</b>	<b>RESULTS AND DISCUSSIONS</b>	
	Introduction	56
	Performance of Proposed Strategies	
	Two Frame Transmission (TFT) Strategy	56
	Frame Delay	56
	Frame Size	58
	Percentage of Frequency Change (PFC)	58
	Normalized User Payload Throughput (NUPT)	59
	Ratio of Frequency Reuse (RFR)	59
	Access In Rotation (AIR) strategy	60
	Normalized User Payload Throughput (NUPT) for S1	61
	Percentage of Frequency Change (PFC) for S1	61
	Ratio of Frequency Reuse (RFR) for S1	62
	Normalized User Payload Throughput (NUPT) for TFT	63
	Percentage of Frequency Change (PFC) for TFT	64
	Ratio of Frequency Reuse (RFR) for TFT	65
	Intensive Access (IA) strategy	66
	Same Carrier (SC) algorithm vs. First Available Carrier (FAC) algorithm	68
	Mutual Vectors in Wireless ATM Network	70
	Frame Size and Normalized User Payload Throughput	70
	Cell Delay and Inter-arrival Time	73
	Access Inter-arrival and Frame Size	75
	Frequency Reuse Ratio (RFR) and Transmission to Idle time Ratio (TIR)	76
	Normalized User Payload Throughput (NUPT) and Frequency Reuse Ratio (RFR)	80
	Deviation of Traffic Load Factor, $L_t$	83
	Evaluation Parameters	84
	Conclusion	86
<b>VI.</b>	<b>CONCLUSIONS AND FUTURE WORKS</b>	
	Introduction	88
	Criteria of Performance Evaluation	88
	Future Works	90



Environment Learning Scheme	90
Proposed Reservation-Based Distributed DCA Schemes	93
Conclusion	95
<b>REFERENCES</b>	97
<b>VITA</b>	102



## LIST OF TABLES

<b>Table</b>	<b>Page</b>
1. Summary of European ACTS Projects	11
2. Typical Applications Using CBR Service Category	19
3. Range of values for rt-VBR parameters	20
4. Typical Applications Using rt-VBR Service Category	21
5. Typical applications using nrt-VBR service Category	22
6. Main PHY specifications of very high speed radio access	24
7. The scheduler class priorities	29
8. Comparison between DCA schemes	31
9. Simulation parameters	55



## LIST OF FIGURES

<b>Figure</b>	<b>Page</b>
1. Wireless ATM protocol stack	2
2. Wireless ATM reference architecture	4
3. Dynamic TDMA/TDD format for use in Wireless ATM	7
4. General Structure of the WAND MAC Time Frame	26
5. Packing of “cell train” within MPDU	27
6. Possible cell size variation of DCESA	37
7. The proposed Resource Reservation strategy	45
8. The Markov birth-death model used in simulation	50
9. The cell configuration used in the simulation	51
10. Simulator flow chart	52
11. Comparison of S1 and TFT based on frame delay for load 2	57
12. Comparison of S1 and TFT based on frame size for load 2	57
13. Comparison of S1 and TFT based on PFC for load 2	58
14. Comparison of S1 and TFT based on NUPT for load 2	59
15. Comparison of S1 and TFT based on RFR for load 2	60
16. Comparison of AIR and NonAIR strategy based NUPT for load 2 (S1)	61
17. Comparison of AIR and NonAIR strategy based on PFC for load 2 (S1)	62
18. Comparison of AIR and NonAIR strategy based on RFR for load 2 (S1)	63
19. Comparison of AIR and NonAIR strategy based on NUPT for load 2 (TFT)	64
20. Comparison of AIR strategies and NonAIR based on PFC for load 2 (TFT)	65



21. Comparison of AIR and NonAIR strategy based on RFR for load 2 (TFT)	66
22. Comparison of IA-AIR and NonIA-AIR strategy based on NUPT (TFT)	67
23. Comparison of IA-AIR and NonIA-AIR strategy based on PFC (TFT)	67
24. Comparison of IA-AIR and NonIA-AIR strategy based on RFR (TFT)	68
25. NUPT comparison between SC and FAC algorithm	69
26. RFR comparison between SC and FAC Algorithm	69
27. Comparison of PFC between SC and FAC Algorithm	70
28. Frame size for load 1 and load 2 (TFT)	71
29. NUPT for load 1 and load 2 (TFT)	72
30. Frame size for NonAIR and AIR strategy (load 2)	72
31. NUPT for S1 and AIR strategy (load 2)	73
32. Uplink cell delay for S1 (load 1)	74
33. Uplink cell delay for S1 (load 2)	74
34. NUPT for IA and NonIA strategies (load 2)	75
35. Frame size IA and NonIA strategies (load 2)	76
36. Comparison of RFR and UCH for S1 (load 1)	79
37. Comparison of RFR and UCH for S1 (load 2)	79
38. Traffic load factor (load 2)	81
39. Traffic load factor (load 1)	82
40. RFR for IA and NonIA strategy (load 2)	82
41. NUPT for IA and NonIA strategy (load 2)	83
42. Gap between adjacent frames	84
43. PFC for NonIA_NonAIR and IA-AIR strategy (load 2)	85
44. SPHY for NonIA-NonAIR and IA-AIR strategy (load 2)	85







## LIST OF ABBREVIATION

ABR	Available Bit Rate
AIR	Access In Rotation
AMPS	Advanced Mobile Phone Service
AP	Access Point
ARQ	Automatic Retransmission reQuest
ATM	Asynchronous Transfer Mode
BER	Bit Error Rate
BRAN	Broadband Radio Access Networks
CBR	Constant Bit Rate
CIR	Carrier to Interference Ratio
CLR	Cell Loss Ratio
DCA	Dynamic Channel Allocation
DCESA	Dynamic Cell Size Adjustment
DLL	Data Link Layer
DPSK	Different Phase Shift Keying
DSA	Dynamic Slot Assignment
ETSI	European Telecommunication Standards Institute
FAC	First Available Carrier
FCA	Fixed Channel Assignment
FEC	Forward Error Correction
FH	Frame Header
GSM	Group Special Mobile
HIPERLAN	High Performance Radio Local Area Network



HTA	Highest interference below Threshold Algorithm
IA	Intensive Access
IntraA	Interarrival
ISDN	Integrated Digital Service Network
JVTOS	Joint Viewing and Teleoperation Service
LAN	Local Area Network
LFA	Lowest Frequency below threshold Algorithm
LIA	Least Interference Algorithm
LOLIA	Locally Optimized Least Interference Algorithm
LTA	Least interference below Threshold Algorithm
MAC	Medium Access Control
MASCARA	Mobile Access Scheme based on Contention And Reservation for ATM
MBS	Mobile Broadband System
MIA	Marginal Interference Algorithm
MPDU	MAC Protocol Data Unit
MT	Mobile Terminal
NUPT	Normalized User Payload Throughput
OFDM	Orthogonal Frequency Division Multiplexing
PCR	Peak Cell Rate
PCS	Wireless personal communication service
PDU	Protocol Data Unit
PFC	Percentage of Frequency Change
PHY	Physical Layer
PSK	Phase Shift Keying



QoS	Quality of Service
RFR	Ratio of Frequency Reuse
RSSI	Receive Signal Strength Indicator
SC	Same Carrier
SCR	Sustain Cell Rate
TDD	Time Division Duplex
TDMA	Time Division Multiple Access
TFT	Two Frame Transmission
TS	Time Slot
UBR	Unspecified Bit Rate
VC	Virtual Channel
VBR	Variable Bit Rate
WAND	Wireless ATM Network Demonstrator
WATM	Wireless ATM
WLAN	Wireless Local Area Network



## LIST OF NOTATIONS

ALPHA	-	ATM cell producing rate
L	-	Traffic load
$L_t$	-	Traffic load factor
$F_d$	-	Frame delay
$F_{max}$	-	Maximum frame size
$F_s$	-	Frame size
p	-	OFF-ON transition
q	-	ON-OFF transition
$S_t$	-	Stability factor of traffic load
$\alpha$	-	Probability factor
$\lambda'$	-	Average arrival rate
$\mu$	-	Mean transmission rate
$\mu'$	-	Average service rate
$\sigma$	-	Standard deviation
$\sigma'$	-	Time increment

## CHAPTER I

### INTRODUCTION

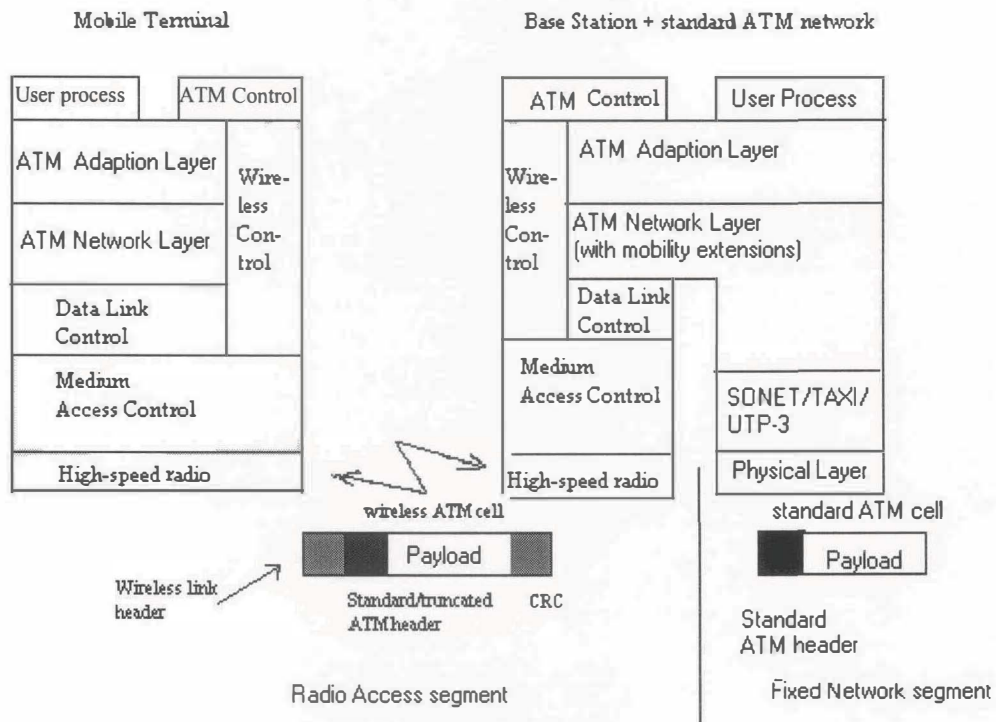
#### Wireless ATM Overview

Wireless personal communication service (PCS) and broadband networking for the delivery of multimedia information represent two well established trends in telecommunications. While technologies for PCS and broadband communications have historically been developed somewhat independently, harmonization into a single architecture framework is motivated by an emerging need to extend multimedia services to a single portable terminals as well as by service integration and operational efficiency considerations. It is reasonable to consider extension of standard ATM services into next generation microcellular wireless and PCS scenarios (Yuan *et al.*, 1997).

Future wireless networks however, will have to provide support for multimedia services (Ramanathan, 1999). With the growing acceptance of ATM as the standard for broadband networking, in which QoS is used to form a service contract between applications and the network (Chen *et al.*, 1997), wireless ATM is emerging as a potential transport solution for broadband wireless networks. The interest for wireless multimedia services has grown rapidly (Berg, 1998), therefore provision of a flexible broadband wireless infrastructure that can support emerging multimedia services along with traditional data services is desirable (Kim and Krunk, 2000). In order to achieve this goal, wireless ATM must support the quality-of-



service (QoS) requirements associated with various ATM services (Kim and Krunz, 1999). In such a system, the management of the available frequencies has a significant impact on system performance (Marias, 1998).



**Figure 1. Wireless ATM protocol stack**

The concept of wireless ATM is now being studied intensively and is still far from stable. The main advantage of Wireless ATM technology will be the seamless radio extension of ATM to mobile users. Today in most instances separate networks are used to carry voice, data, and video information, mostly because these traffic types have different characteristics. With ATM, separate networks will no longer be

required. ATM is the only standards-based technology which has been designed from the beginning to accommodate the simultaneous transmission of data, voice, and video, improving efficiency as well as manageability (Fankhauser *et al.*, 1996). In such a multi-service supported wireless environment, QoS guarantees are critical for real-time voice and video (Kim and Krunz, 1999). Data connections with relaxed time constraints can use Automatic Retransmission request (ARQ), while voice and video connections that require low delay, delay jitter, and minimal packet loss may need a combination of Forward Error Control (FEC) and ARQ with time-constrained retransmission (Kim and Krunz, 2000).

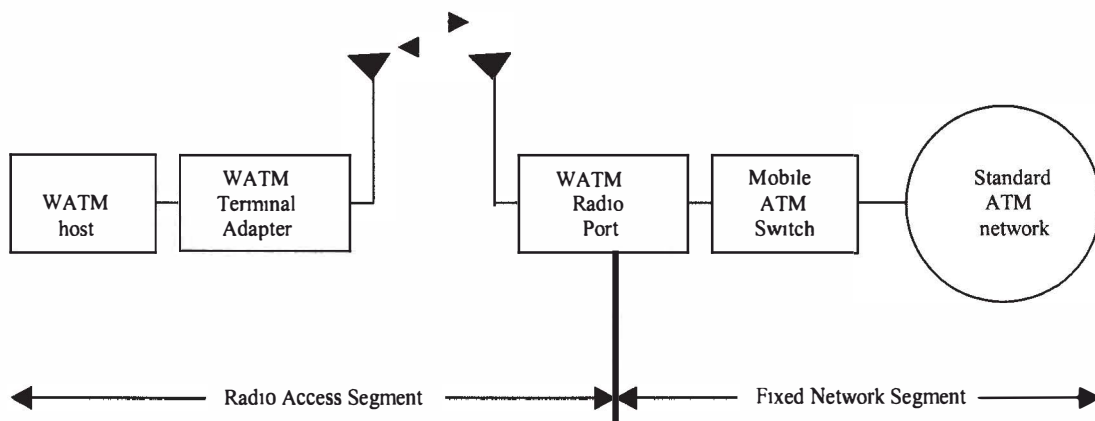
Some common features of most works on wireless ATM can however be identified (Mitts, 1996):

- Wireless ATM is viewed as a ‘natural’ extension of fixed ATM networks. It provides users wireless access to the multitude of services and applications expected to be deployed, over time, on fixed ATM networks. While this does not exclude dedicated wireless applications, they seem to play a lesser role.
- As an extension of fixed ATM networks, wireless ATM must embrace the key features of ATM networks such as the capability to provide bandwidth on demand and to support many different traffic classes (service categories) with different Quality of Service (QoS) objectives.

Wireless ATM systems are typically based on a cellular network layout with very small cells (micro or pico-cells). Due to the small cell size, handover between radio cells will be very frequent. The basic idea of wireless ATM is to use a standard



ATM cell for network-level functions, while adding a wireless header/trailer on the radio link for wireless channel specific protocol sublayers. The proposed protocol stack is fully harmonized with that of standard ATM. Therefore, the normal ATM services, QoS and Q.2931 signaling can be used for mobile services.



**Figure 2. Wireless ATM reference architecture**

### **Wireless ATM Architecture**

Wireless ATM (WATM) system reference model mainly contains the following major components:

- WATM terminal: the end-user device.
- WATM terminal adapter: wireless ATM network interface at end user.